

## Daily Summary for Amman Stock Exchange

### VALUE TRADED (JD)

	2020	2021	NET CHANGE	CHANGE (%)
Daily	-	4,362,352	-	-
Cumulative(1/3-24/3)	57,044,824	125,565,676	68,520,852	120.12%
Cumulative(3/1-24/3)	284,365,212	474,060,554	189,695,342	66.71%

### NO. OF SHARES TRADED

	2020	2021	NET CHANGE	CHANGE (%)
Daily	-	4,604,788	-	-
Cumulative(1/3-24/3)	52,286,764	116,868,737	64,581,973	123.51%
Cumulative(3/1-24/3)	261,205,489	444,947,514	183,742,025	70.34%

### NO. OF TRANSACTIONS

	2020	2021	NET CHANGE	CHANGE (%)
Daily	-	2,056	-	-
Cumulative(1/3-24/3)	24,690	45,713	21,023	85.15%
Cumulative(3/1-24/3)	114,068	169,373	55,305	48.48%

### SOME FINANCIAL RATIOS FOR THE ASE (24/3/2021)

SECTOR	P/E	P/BV	DIVIDEND YIELD (%)	TURNOVER (%)
FINANCIAL	21.887	0.739	2.505	0.044
SERVICES	12.856	1.067	4.973	0.128
INDUSTRY	23.397	1.535	0.696	0.132
OVERALL	19.510	0.893	2.467	0.072

### STOCK PRICE INDEX WEIGHTED BY FREE FLOAT MARKET CAPITALIZATION (1999=1000)

	TUESDAY 23/03/2021	WEDNESDAY 24/03/2021	% CHANGE	
			DAY BEFORE	YTD
GENERAL	1743.6	1752.5	0.51%	5.75%
FINANCIAL	2216.8	2229.4	0.57%	2.66%
SERVICES	1178.5	1182.1	0.30%	2.97%
INDUSTRY	2574.6	2584.2	0.37%	21.91%

### STOCK PRICE INDEX WEIGHTED BY FREE FLOAT MARKET CAPITALIZATION ASE20 (2014=1000)

	858.8	863.3	0.53%	7.05%
--	-------	-------	-------	-------

### STOCK PRICE INDEX WEIGHTED BY MARKET CAPITALIZATION (1991=1000)

	TUESDAY 23/03/2021	WEDNESDAY 24/03/2021	% CHANGE	
			DAY BEFORE	YTD
GENERAL	3228.6	3250.9	0.69%	6.60%
BANKS	5394.6	5449.5	1.02%	0.72%
INSURANCE	1262.6	1262.6	0.00%	-3.55%
SERVICES	709.0	713.8	0.67%	1.36%
INDUSTRY	3460.0	3464.7	0.14%	22.95%

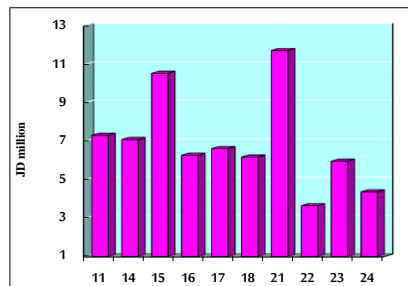
### STOCK PRICE MARKET INDEX WEIGHTED BY FREE FLOAT MARKET CAP. (2012=1000)

	TUESDAY 23/03/2021	WEDNESDAY 24/03/2021	% CHANGE	
			DAY BEFORE	YTD
FIRST MARKET	919.6	924.3	0.52%	6.44%
SECOND MARKET	895.0	898.2	0.36%	3.08%

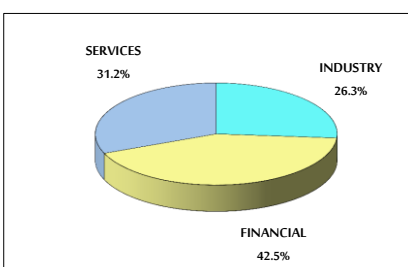
### MARKET CAPITALIZATION (JD)

	13,562,099,900	13,642,347,877	0.59%	5.69%
--	----------------	----------------	-------	-------

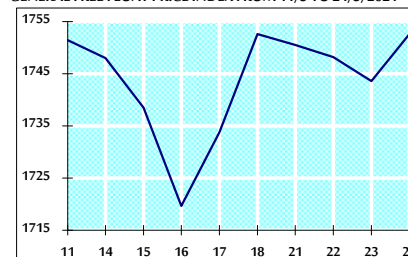
### VALUE TRADED FROM 11/3 TO 24/3/2021



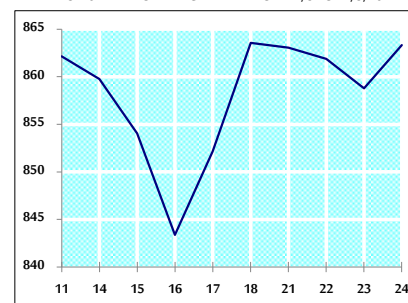
### VALUE TRADED BY SECTOR WEDNESDAY 24/3/2021



### GENERAL FREE FLOAT PRICE INDEX FROM 11/3 TO 24/3/2021



### ASE20 FREE FLOAT PRICE INDEX FROM 11/3 TO 24/3/2021



### GENERAL PRICE INDEX FROM 11/3 TO 24/3/2021

