

## Daily Summary for Amman Stock Exchange

### VALUE TRADED (JD)

	2020	2021	NET CHANGE	CHANGE (%)
Daily	-	6,462,592	-	-
Cumulative(1/3-28/3)	57,044,824	138,811,177	81,766,353	143.34%
Cumulative(3/1-28/3)	284,365,212	487,306,055	202,940,843	71.37%

### NO. OF SHARES TRADED

	2020	2021	NET CHANGE	CHANGE (%)
Daily	-	6,163,278	-	-
Cumulative(1/3-28/3)	52,286,764	132,397,035	80,110,271	153.21%
Cumulative(3/1-28/3)	261,205,489	460,475,812	199,270,323	76.29%

### NO. OF TRANSACTIONS

	2020	2021	NET CHANGE	CHANGE (%)
Daily	-	2,827	-	-
Cumulative(1/3-28/3)	24,690	51,311	26,621	107.82%
Cumulative(3/1-28/3)	114,068	174,971	60,903	53.39%

### SOME FINANCIAL RATIOS FOR THE ASE (28/3/2021)

SECTOR	P/E	P/BV	DIVIDEND YIELD (%)	TURNOVER (%)
FINANCIAL	21.725	0.734	2.525	0.061
SERVICES	12.859	1.069	4.962	0.184
INDUSTRY	22.976	1.531	0.630	0.148
OVERALL	19.344	0.888	2.460	0.097

### STOCK PRICE INDEX WEIGHTED BY FREE FLOAT MARKET CAPITALIZATION (1999=1000)

	THURSDAY 25/03/2021	SUNDAY 28/03/2021	% CHANGE	
			DAY BEFORE	YTD
GENERAL	1760.9	1758.0	-0.17%	6.08%
FINANCIAL	2248.4	2230.2	-0.81%	2.70%
SERVICES	1184.0	1190.9	0.59%	3.74%
INDUSTRY	2565.5	2599.3	1.32%	22.63%

### STOCK PRICE INDEX WEIGHTED BY FREE FLOAT MARKET CAPITALIZATION ASE20 (2014=1000)

	THURSDAY 25/03/2021	SUNDAY 28/03/2021	% CHANGE
	867.3	866.4	-0.11%

### STOCK PRICE INDEX WEIGHTED BY MARKET CAPITALIZATION (1991=1000)

	THURSDAY 25/03/2021	SUNDAY 28/03/2021	% CHANGE	
			DAY BEFORE	YTD
GENERAL	3243.5	3235.1	-0.26%	6.08%
BANKS	5471.4	5399.1	-1.32%	-0.21%
INSURANCE	1276.4	1271.9	-0.35%	-2.85%
SERVICES	714.7	713.0	-0.25%	1.24%
INDUSTRY	3410.7	3466.8	1.64%	23.02%

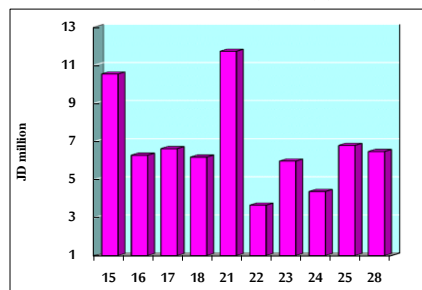
### STOCK PRICE MARKET INDEX WEIGHTED BY FREE FLOAT MARKET CAP. (2012=1000)

	THURSDAY 25/03/2021	SUNDAY 28/03/2021	% CHANGE	
			DAY BEFORE	YTD
FIRST MARKET	929.0	927.7	-0.13%	6.83%
SECOND MARKET	899.8	899.5	-0.04%	3.23%

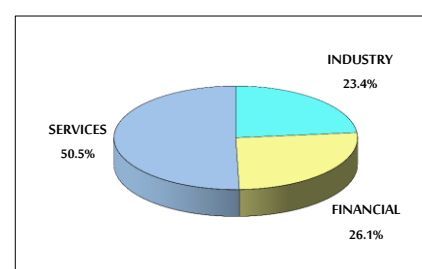
### MARKET CAPITALIZATION (JD)

	THURSDAY 25/03/2021	SUNDAY 28/03/2021	% CHANGE
	13,618,836,108	13,587,490,338	-0.23%

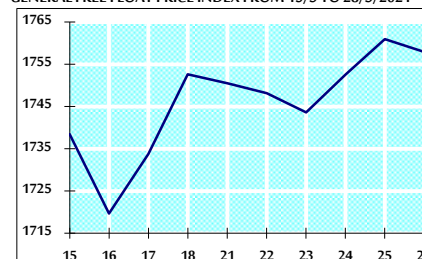
### VALUE TRADED FROM 15/3 TO 28/3/2021



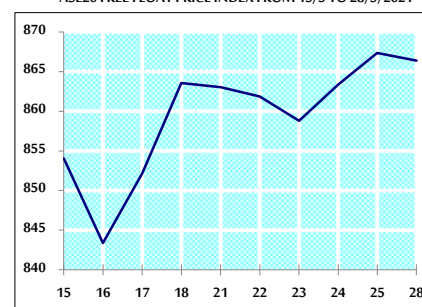
### VALUE TRADED BY SECTOR SUNDAY 28/3/2021



### GENERAL FREE FLOAT PRICE INDEX FROM 15/3 TO 28/3/2021



### ASE20 FREE FLOAT PRICE INDEX FROM 15/3 TO 28/3/2021



### GENERAL PRICE INDEX FROM 15/3 TO 28/3/2021

