

Daily Summary for Amman Stock Exchange

VALUE TRADED (JD)

	2020	2021	NET CHANGE	CHANGE (%)
Daily	-	16,457,796	-	-
Cumulative(1/3-30/3)	57,044,824	165,248,269	108,203,445	189.68%
Cumulative(3/1-30/3)	284,365,212	513,743,147	229,377,935	80.66%

NO. OF SHARES TRADED

	2020	2021	NET CHANGE	CHANGE (%)
Daily	-	10,062,291	-	-
Cumulative(1/3-30/3)	52,286,764	149,579,871	97,293,107	186.08%
Cumulative(3/1-30/3)	261,205,489	477,658,648	216,453,159	82.87%

NO. OF TRANSACTIONS

	2020	2021	NET CHANGE	CHANGE (%)
Daily	-	3,557	-	-
Cumulative(1/3-30/3)	24,690	57,641	32,951	133.46%
Cumulative(3/1-30/3)	114,068	181,301	67,233	58.94%

SOME FINANCIAL RATIOS FOR THE ASE (30/3/2021)

SECTOR	P/E	P/BV	DIVIDEND YIELD (%)	TURNOVER (%)
FINANCIAL	21.699	0.731	2.607	0.109
SERVICES	24.549	1.090	4.209	0.155
INDUSTRY	23.432	1.563	0.622	0.424
OVERALL	21.720	0.894	2.388	0.158

STOCK PRICE INDEX WEIGHTED BY FREE FLOAT MARKET CAPITALIZATION (1999=1000)

	MONDAY 29/03/2021	TUESDAY 30/03/2021	% CHANGE	
			DAY BEFORE	YTD
GENERAL	1754.9	1761.4	0.37%	6.29%
FINANCIAL	2226.7	2229.7	0.14%	2.68%
SERVICES	1185.3	1177.3	-0.67%	2.55%
INDUSTRY	2610.3	2677.3	2.56%	26.30%

STOCK PRICE INDEX WEIGHTED BY FREE FLOAT MARKET CAPITALIZATION ASE20 (2014=1000)

	864.3	868.6	0.50%	7.70%
--	-------	-------	-------	-------

STOCK PRICE INDEX WEIGHTED BY MARKET CAPITALIZATION (1991=1000)

	MONDAY 29/03/2021	TUESDAY 30/03/2021	% CHANGE	
			DAY BEFORE	YTD
GENERAL	3216.8	3248.7	0.99%	6.53%
BANKS	5386.3	5382.8	-0.06%	-0.51%
INSURANCE	1274.3	1268.5	-0.46%	-3.11%
SERVICES	711.8	714.3	0.35%	1.43%
INDUSTRY	3419.2	3529.6	3.23%	25.25%

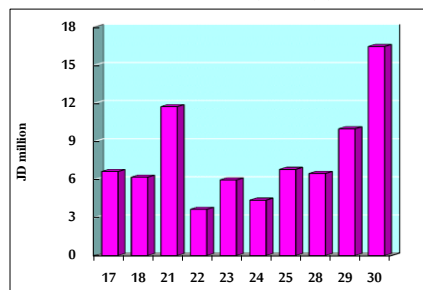
STOCK PRICE MARKET INDEX WEIGHTED BY FREE FLOAT MARKET CAP. (2012=1000)

	MONDAY 29/03/2021	TUESDAY 30/03/2021	% CHANGE	
			DAY BEFORE	YTD
FIRST MARKET	925.7	929.1	0.37%	7.00%
SECOND MARKET	900.7	905.1	0.50%	3.87%

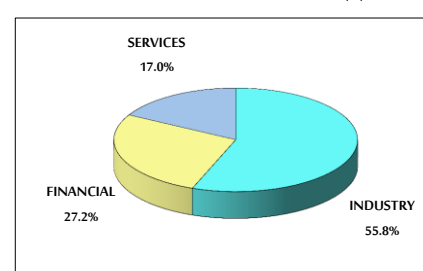
MARKET CAPITALIZATION (JD)

	13,522,567,770	13,631,926,779	0.81%	5.61%
--	----------------	----------------	-------	-------

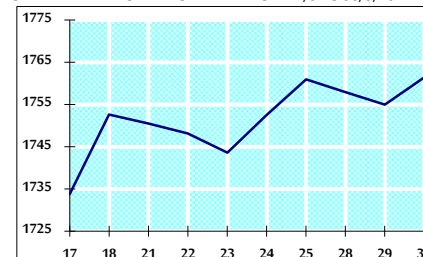
VALUE TRADED FROM 17/3 TO 30/3/2021



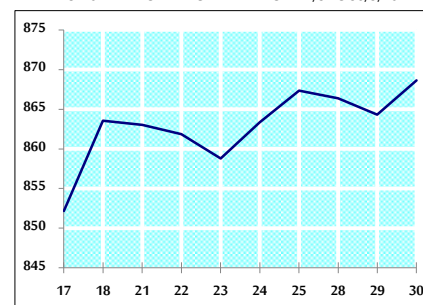
VALUE TRADED BY SECTOR TUESDAY 30/3/2021



GENERAL FREE FLOAT PRICE INDEX FROM 17/3 TO 30/3/2021



ASE20 FREE FLOAT PRICE INDEX FROM 17/3 TO 30/3/2021



GENERAL PRICE INDEX FROM 17/3 TO 30/3/2021

