

Daily Summary for Amman Stock Exchange

VALUE TRADED (JD)

	2020	2021	NET CHANGE	CHANGE (%)
Daily	-	3,645,452	-	-
Cumulative(1/3-22/3)	57,044,824	115,247,638	58,202,814	102.03%
Cumulative(3/1-22/3)	284,365,212	463,742,516	179,377,304	63.08%

NO. OF SHARES TRADED

	2020	2021	NET CHANGE	CHANGE (%)
Daily	-	4,001,822	-	-
Cumulative(1/3-22/3)	52,286,764	107,093,637	54,806,873	104.82%
Cumulative(3/1-22/3)	261,205,489	435,172,414	173,966,925	66.60%

NO. OF TRANSACTIONS

	2020	2021	NET CHANGE	CHANGE (%)
Daily	-	2,159	-	-
Cumulative(1/3-22/3)	24,690	41,860	17,170	69.54%
Cumulative(3/1-22/3)	114,068	165,520	51,452	45.11%

SOME FINANCIAL RATIOS FOR THE ASE (22/3/2021)

SECTOR	P/E	P/BV	DIVIDEND YIELD (%)	TURNOVER (%)
FINANCIAL	21.762	0.734	2.520	0.058
SERVICES	12.594	1.065	4.973	0.061
INDUSTRY	23.343	1.531	0.698	0.091
OVERALL	19.428	0.888	2.479	0.063

STOCK PRICE INDEX WEIGHTED BY FREE FLOAT MARKET CAPITALIZATION (1999=1000)

	SUNDAY 21/03/2021	MONDAY 22/03/2021	% CHANGE	
			DAY BEFORE	YTD
GENERAL	1750.5	1748.2	-0.13%	5.49%
FINANCIAL	2223.7	2220.0	-0.17%	2.22%
SERVICES	1187.9	1186.6	-0.11%	3.36%
INDUSTRY	2571.6	2573.0	0.05%	21.38%

STOCK PRICE INDEX WEIGHTED BY FREE FLOAT MARKET CAPITALIZATION ASE20 (2014=1000)

	863.1	861.9	-0.14%	6.87%
--	-------	-------	--------	-------

STOCK PRICE INDEX WEIGHTED BY MARKET CAPITALIZATION (1991=1000)

	SUNDAY 21/03/2021	MONDAY 22/03/2021	% CHANGE	
			DAY BEFORE	YTD
GENERAL	3225.5	3235.1	0.30%	6.09%
BANKS	5404.5	5410.9	0.12%	0.00%
INSURANCE	1255.3	1254.1	-0.10%	-4.21%
SERVICES	708.3	711.4	0.44%	1.02%
INDUSTRY	3439.6	3458.9	0.56%	22.74%

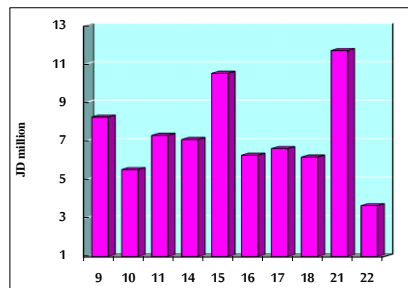
STOCK PRICE MARKET INDEX WEIGHTED BY FREE FLOAT MARKET CAP. (2012=1000)

	SUNDAY 21/03/2021	MONDAY 22/03/2021	% CHANGE	
			DAY BEFORE	YTD
FIRST MARKET	923.6	922.2	-0.15%	6.20%
SECOND MARKET	897.4	896.5	-0.10%	2.89%

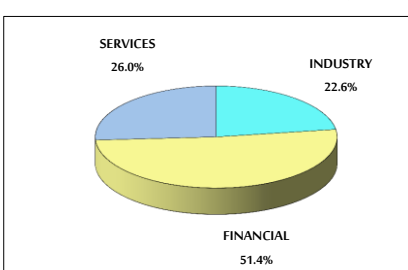
MARKET CAPITALIZATION (JD)

	13,550,448,600	13,584,638,921	0.25%	5.24%
--	----------------	----------------	-------	-------

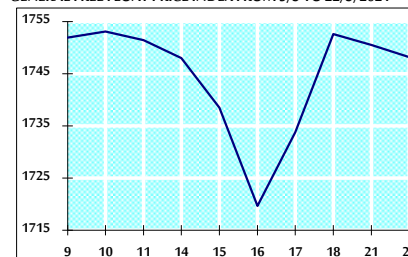
VALUE TRADED FROM 9/3 TO 22/3/2021



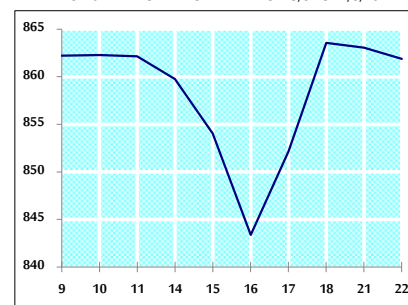
VALUE TRADED BY SECTOR MONDAY 22/3/2021



GENERAL FREE FLOAT PRICE INDEX FROM 9/3 TO 22/3/2021



ASE20 FREE FLOAT PRICE INDEX FROM 9/3 TO 22/3/2021



GENERAL PRICE INDEX FROM 9/3 TO 22/3/2021

