

Daily Summary for Amman Stock Exchange

VALUE TRADED (JD)

	2020	2021	NET CHANGE	CHANGE (%)
Daily	-	11,719,992	-	-
Cumulative(1/3-21/3)	57,044,824	111,602,186	54,557,362	95.64%
Cumulative(3/1-21/3)	284,365,212	460,097,064	175,731,852	61.80%

NO. OF SHARES TRADED

	2020	2021	NET CHANGE	CHANGE (%)
Daily	-	10,251,855	-	-
Cumulative(1/3-21/3)	52,286,764	103,091,815	50,805,051	97.17%
Cumulative(3/1-21/3)	261,205,489	431,170,592	169,965,103	65.07%

NO. OF TRANSACTIONS

	2020	2021	NET CHANGE	CHANGE (%)
Daily	-	2,441	-	-
Cumulative(1/3-21/3)	24,690	39,701	15,011	60.80%
Cumulative(3/1-21/3)	114,068	163,361	49,293	43.21%

SOME FINANCIAL RATIOS FOR THE ASE (21/3/2021)

SECTOR	P/E	P/BV	DIVIDEND YIELD (%)	TURNOVER (%)
FINANCIAL	21.315	0.733	2.571	0.149
SERVICES	12.571	1.063	4.982	0.180
INDUSTRY	23.184	1.521	0.703	0.194
OVERALL	19.168	0.885	2.516	0.161

STOCK PRICE INDEX WEIGHTED BY FREE FLOAT MARKET CAPITALIZATION (1999=1000)

	THURSDAY 18/03/2021	SUNDAY 21/03/2021	% CHANGE	
			DAY BEFORE	YTD
GENERAL	1752.6	1750.5	-0.12%	5.63%
FINANCIAL	2227.9	2223.7	-0.19%	2.40%
SERVICES	1192.0	1187.9	-0.34%	3.48%
INDUSTRY	2556.1	2571.6	0.61%	21.32%

STOCK PRICE INDEX WEIGHTED BY FREE FLOAT MARKET CAPITALIZATION ASE20 (2014=1000)

	THURSDAY 18/03/2021	SUNDAY 21/03/2021	% CHANGE
	863.6	863.1	-0.06%

STOCK PRICE INDEX WEIGHTED BY MARKET CAPITALIZATION (1991=1000)

	THURSDAY 18/03/2021	SUNDAY 21/03/2021	% CHANGE	
			DAY BEFORE	YTD
GENERAL	3225.9	3225.5	-0.01%	5.77%
BANKS	5428.4	5404.5	-0.44%	-0.11%
INSURANCE	1255.2	1255.3	0.01%	-4.11%
SERVICES	703.5	708.3	0.67%	0.57%
INDUSTRY	3425.4	3439.6	0.41%	22.06%

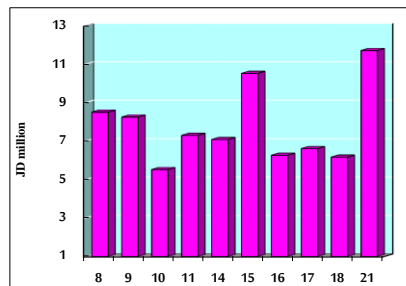
STOCK PRICE MARKET INDEX WEIGHTED BY FREE FLOAT MARKET CAP. (2012=1000)

	THURSDAY 18/03/2021	SUNDAY 21/03/2021	% CHANGE	
			DAY BEFORE	YTD
FIRST MARKET	924.5	923.6	-0.10%	6.36%
SECOND MARKET	897.8	897.4	-0.04%	2.99%

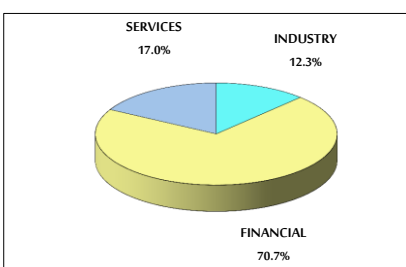
MARKET CAPITALIZATION (JD)

	THURSDAY 18/03/2021	SUNDAY 21/03/2021	% CHANGE
	13,551,478,816	13,550,448,600	-0.01%

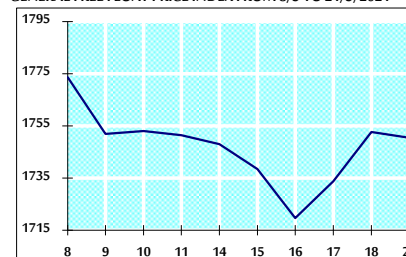
VALUE TRADED FROM 8/3 TO 21/3/2021



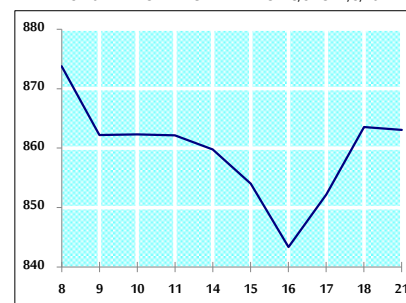
VALUE TRADED BY SECTOR SUNDAY 21/3/2021



GENERAL FREE FLOAT PRICE INDEX FROM 8/3 TO 21/3/2021



ASE20 FREE FLOAT PRICE INDEX FROM 8/3 TO 21/3/2021



GENERAL PRICE INDEX FROM 8/3 TO 21/3/2021

