

Daily Summary for Amman Stock Exchange

VALUE TRADED (JD)

	2021	2022	NET CHANGE	CHANGE (%)
Daily	6,300,079	9,473,210	3,173,131	50.37%
Cumulative (1/2-16/2)	81,457,496	74,050,734	-7,406,762	-9.09%
Cumulative (2/1-16/2)	293,547,004	185,636,001	-107,911,003	-36.76%

NO. OF SHARES TRADED

	2021	2022	NET CHANGE	CHANGE (%)
Daily	6,802,279	6,056,234	-746,045	-10.97%
Cumulative (1/2-16/2)	79,428,194	53,362,663	-26,065,531	-32.82%
Cumulative (2/1-16/2)	279,079,423	139,918,656	-139,160,767	-49.86%

NO. OF TRANSACTIONS

	2021	2022	NET CHANGE	CHANGE (%)
Daily	3,131	2,738	-393	-12.55%
Cumulative (1/2-16/2)	36,562	32,061	-4,501	-12.31%
Cumulative (2/1-16/2)	101,698	92,049	-9,649	-9.49%

SOME FINANCIAL RATIOS FOR THE ASE (16/2/2022)

SECTOR	P/E	P/BV	DIVIDEND YIELD (%)	TURNOVER (%)
FINANCIAL	16.911	0.852	4.399	0.120
SERVICES	-	1.280	2.229	0.051
INDUSTRY	28.761	2.170	2.593	0.039
OVERALL	22.378	1.112	3.587	0.097

STOCK PRICE INDEX WEIGHTED BY FREE FLOAT MARKET CAPITALIZATION (1999=1000)

	TUESDAY 15/02/2022	WEDNESDAY 16/02/2022	% CHANGE	
			DAY BEFORE	YTD
GENERAL	2164.2	2159.3	-0.23%	1.92%
FINANCIAL	2665.6	2662.3	-0.12%	2.22%
SERVICES	1348.7	1345.9	-0.20%	1.40%
INDUSTRY	3717.4	3695.0	-0.60%	0.79%

STOCK PRICE INDEX WEIGHTED BY FREE FLOAT MARKET CAPITALIZATION ASE20 (2014=1000)

	1111.1	1110.8	-0.02%	3.39%
--	--------	--------	--------	-------

STOCK PRICE INDEX WEIGHTED BY MARKET CAPITALIZATION (1991=1000)

	TUESDAY 15/02/2022	WEDNESDAY 16/02/2022	% CHANGE	
			DAY BEFORE	YTD
GENERAL	4049.1	4030.4	-0.46%	0.63%
BANKS	6570.5	6534.9	-0.54%	-0.48%
INSURANCE	1384.2	1388.4	0.30%	4.52%
SERVICES	789.3	786.9	-0.31%	0.57%
INDUSTRY	4822.4	4801.1	-0.44%	2.14%

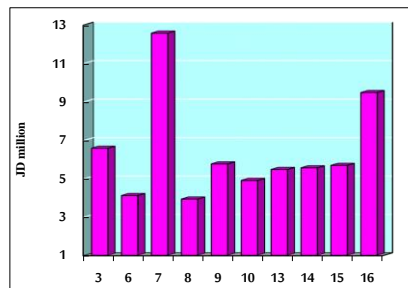
STOCK PRICE MARKET INDEX WEIGHTED BY FREE FLOAT MARKET CAP. (2012=1000)

	TUESDAY 15/02/2022	WEDNESDAY 16/02/2022	% CHANGE	
			DAY BEFORE	YTD
FIRST MARKET	1178.2	1177.4	-0.07%	2.83%
SECOND MARKET	909.9	898.7	-1.23%	-4.04%

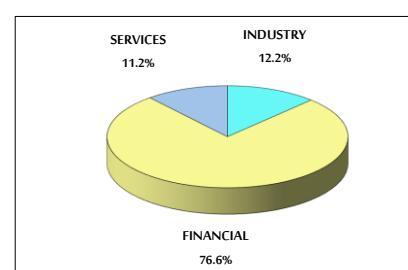
MARKET CAPITALIZATION (JD)

	15,627,396,356	15,558,787,123	-0.44%	0.41%
--	----------------	----------------	--------	-------

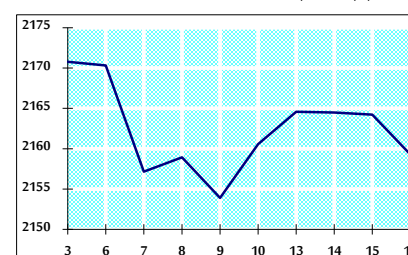
VALUE TRADED FROM 3/2 TO 16/2/2022



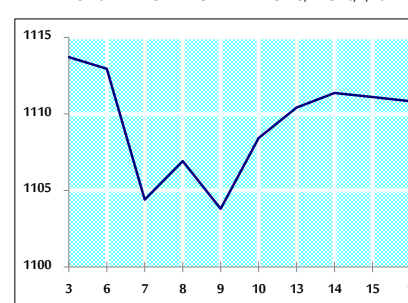
VALUE TRADED BY SECTOR WEDNESDAY 16/2/2022



GENERAL FREE FLOAT PRICE INDEX FROM 3/2 TO 16/2/2022



ASE20 FREE FLOAT PRICE INDEX FROM 3/2 TO 16/2/2022



GENERAL PRICE INDEX FROM 3/2 TO 16/2/2022

