

## Daily Summary for Amman Stock Exchange

### VALUE TRADED (JD)

	2021	2022	NET CHANGE	CHANGE (%)
Daily	9,790,583	4,044,281	-5,746,302	-58.69%
Cumulative (1/2-21/2)	105,113,240	87,194,450	-17,918,790	-17.05%
Cumulative (2/1-21/2)	317,202,748	198,779,717	-118,423,031	-37.33%

### NO. OF SHARES TRADED

	2021	2022	NET CHANGE	CHANGE (%)
Daily	6,854,795	3,459,630	-3,395,165	-49.53%
Cumulative (1/2-21/2)	99,896,019	64,606,905	-35,289,114	-35.33%
Cumulative (2/1-21/2)	299,547,248	151,162,898	-148,384,350	-49.54%

### NO. OF TRANSACTIONS

	2021	2022	NET CHANGE	CHANGE (%)
Daily	3,620	2,449	-1,171	-32.35%
Cumulative (1/2-21/2)	46,797	39,315	-7,482	-15.99%
Cumulative (2/1-21/2)	111,933	99,303	-12,630	-11.28%

### SOME FINANCIAL RATIOS FOR THE ASE (21/2/2022)

SECTOR	P/E	P/BV	DIVIDEND YIELD (%)	TURNOVER (%)
FINANCIAL	16.955	0.855	4.383	0.040
SERVICES	-	1.270	2.247	0.096
INDUSTRY	28.525	2.152	2.614	0.074
OVERALL	22.321	1.110	3.593	0.055

### STOCK PRICE INDEX WEIGHTED BY FREE FLOAT MARKET CAPITALIZATION (1999=1000)

	SUNDAY 20/02/2022	MONDAY 21/02/2022	% CHANGE	
			DAY BEFORE	YTD
GENERAL	2146.7	2149.6	0.14%	1.46%
FINANCIAL	2656.8	2656.0	-0.03%	1.98%
SERVICES	1337.4	1338.1	0.05%	0.81%
INDUSTRY	3634.0	3663.5	0.81%	-0.06%

### STOCK PRICE INDEX WEIGHTED BY FREE FLOAT MARKET CAPITALIZATION ASE20 (2014=1000)

	1104.7	1106.5	0.16%	2.99%
--	--------	--------	-------	-------

### STOCK PRICE INDEX WEIGHTED BY MARKET CAPITALIZATION (1991=1000)

	SUNDAY 20/02/2022	MONDAY 21/02/2022	% CHANGE	
			DAY BEFORE	YTD
GENERAL	4012.1	4023.6	0.29%	0.46%
BANKS	6554.1	6565.9	0.18%	-0.01%
INSURANCE	1379.3	1376.1	-0.23%	3.59%
SERVICES	780.7	781.9	0.15%	-0.06%
INDUSTRY	4732.6	4757.7	0.53%	1.22%

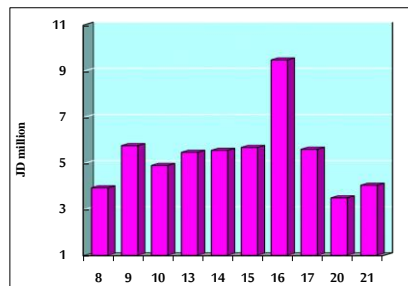
### STOCK PRICE MARKET INDEX WEIGHTED BY FREE FLOAT MARKET CAP. (2012=1000)

	SUNDAY 20/02/2022	MONDAY 21/02/2022	% CHANGE	
			DAY BEFORE	YTD
FIRST MARKET	1171.1	1173.2	0.18%	2.47%
SECOND MARKET	888.3	888.2	-0.01%	-5.16%

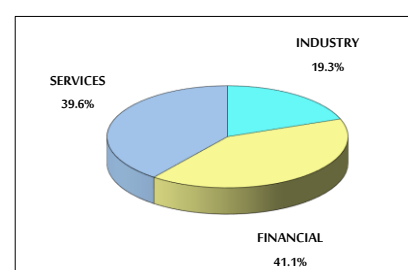
### MARKET CAPITALIZATION (JD)

	15,494,277,549	15,535,279,218	0.26%	0.26%
--	----------------	----------------	-------	-------

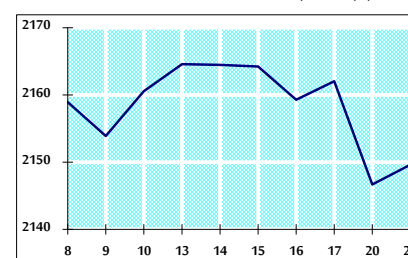
### VALUE TRADED FROM 8/2 TO 21/2/2022



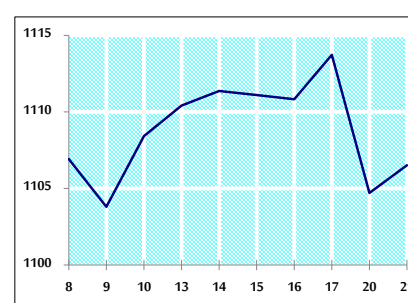
### VALUE TRADED BY SECTOR MONDAY 21/2/2022



### GENERAL FREE FLOAT PRICE INDEX FROM 8/2 TO 21/2/2022



### ASE20 FREE FLOAT PRICE INDEX FROM 8/2 TO 21/2/2022



### GENERAL PRICE INDEX FROM 8/2 TO 21/2/2022

