

## Daily Summary for Amman Stock Exchange

### VALUE TRADED (JD)

	2021	2022	NET CHANGE	CHANGE (%)
Daily	6,737,787	3,843,627	-2,894,160	-42.95%
Cumulative (1/2-22/2)	111,851,027	91,038,077	-20,812,950	-18.61%
Cumulative (2/1-22/2)	323,940,535	202,623,344	-121,317,191	-37.45%

### NO. OF SHARES TRADED

	2021	2022	NET CHANGE	CHANGE (%)
Daily	6,974,003	3,695,362	-3,278,641	-47.01%
Cumulative (1/2-22/2)	106,870,022	68,302,267	-38,567,755	-36.09%
Cumulative (2/1-22/2)	306,521,251	154,858,260	-151,662,991	-49.48%

### NO. OF TRANSACTIONS

	2021	2022	NET CHANGE	CHANGE (%)
Daily	2,975	2,167	-808	-27.16%
Cumulative (1/2-22/2)	49,772	41,482	-8,290	-16.66%
Cumulative (2/1-22/2)	114,908	101,470	-13,438	-11.69%

### SOME FINANCIAL RATIOS FOR THE ASE (22/2/2022)

SECTOR	P/E	P/BV	DIVIDEND YIELD (%)	TURNOVER (%)
FINANCIAL	16.978	0.856	4.377	0.064
SERVICES	-	1.267	2.253	0.060
INDUSTRY	28.255	2.131	2.639	0.025
OVERALL	22.264	1.107	3.602	0.059

### STOCK PRICE INDEX WEIGHTED BY FREE FLOAT MARKET CAPITALIZATION (1999=1000)

	MONDAY 21/02/2022	TUESDAY 22/02/2022	% CHANGE	
			DAY BEFORE	YTD
GENERAL	2149.6	2145.7	-0.18%	1.28%
FINANCIAL	2656.0	2660.0	0.15%	2.13%
SERVICES	1338.1	1330.7	-0.56%	0.24%
INDUSTRY	3663.5	3633.6	-0.82%	-0.88%

### STOCK PRICE INDEX WEIGHTED BY FREE FLOAT MARKET CAPITALIZATION ASE20 (2014=1000)

	1106.5	1105.5	-0.09%	2.90%
--	--------	--------	--------	-------

### STOCK PRICE INDEX WEIGHTED BY MARKET CAPITALIZATION (1991=1000)

	MONDAY 21/02/2022	TUESDAY 22/02/2022	% CHANGE	
			DAY BEFORE	YTD
GENERAL	4023.6	4013.3	-0.25%	0.20%
BANKS	6565.9	6577.9	0.18%	0.18%
INSURANCE	1376.1	1381.1	0.36%	3.97%
SERVICES	781.9	780.3	-0.20%	-0.27%
INDUSTRY	4757.7	4711.7	-0.97%	0.24%

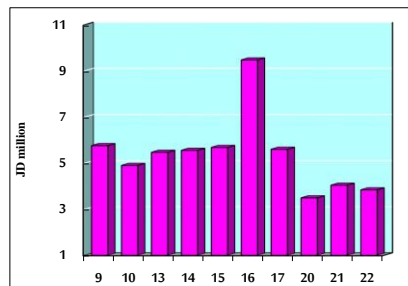
### STOCK PRICE MARKET INDEX WEIGHTED BY FREE FLOAT MARKET CAP. (2012=1000)

	MONDAY 21/02/2022	TUESDAY 22/02/2022	% CHANGE	
			DAY BEFORE	YTD
FIRST MARKET	1173.2	1171.8	-0.12%	2.34%
SECOND MARKET	888.2	881.5	-0.76%	-5.88%

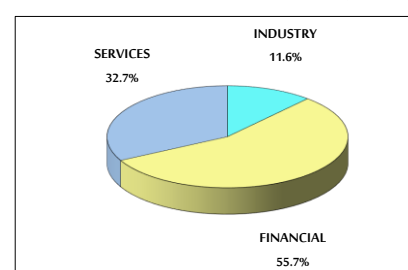
### MARKET CAPITALIZATION (JD)

	15,535,279,218	15,498,448,797	-0.24%	0.02%
--	----------------	----------------	--------	-------

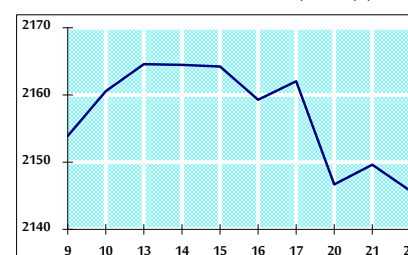
### VALUE TRADED FROM 9/2 TO 22/2/2022



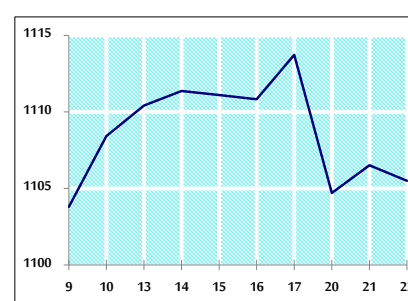
### VALUE TRADED BY SECTOR TUESDAY 22/2/2022



### GENERAL FREE FLOAT PRICE INDEX FROM 9/2 TO 22/2/2022



### ASE20 FREE FLOAT PRICE INDEX FROM 9/2 TO 22/2/2022



### GENERAL PRICE INDEX FROM 9/2 TO 22/2/2022

