

Daily Summary for Amman Stock Exchange

VALUE TRADED (JD)

	2022	2023	NET CHANGE	CHANGE (%)
Daily	-	8,428,355	-	-
Cumulative (2/7-27/7)	166,804,485	112,774,181	-54,030,304	-32.39%
Cumulative (2/1-27/7)	1,137,185,143	976,094,900	-161,090,243	-14.17%

NO. OF SHARES TRADED

	2022	2023	NET CHANGE	CHANGE (%)
Daily	-	4,519,521	-	-
Cumulative (2/7-27/7)	88,719,857	70,699,596	-18,020,261	-20.31%
Cumulative (2/1-27/7)	671,494,090	664,210,678	-7,283,412	-1.08%

NO. OF TRANSACTIONS

	2022	2023	NET CHANGE	CHANGE (%)
Daily	-	2,815	-	-
Cumulative (2/7-27/7)	72,589	49,570	-23,019	-31.71%
Cumulative (2/1-27/7)	448,223	425,485	-22,738	-5.07%

SOME FINANCIAL RATIOS FOR THE ASE (27/7/2023)

SECTOR	P/E	P/BV	DIVIDEND YIELD (%)	TURNOVER (%)
FINANCIAL	9.708	0.794	5.800	0.059
SERVICES	9.800	1.345	6.529	0.138
INDUSTRY	4.779	1.665	6.959	0.039
OVERALL	6.704	1.050	6.597	0.072

STOCK PRICE INDEX WEIGHTED BY FREE FLOAT MARKET CAPITALIZATION (1999=1000)

	WEDNESDAY 26/07/2023	THURSDAY 27/07/2023	% CHANGE	
			DAY BEFORE	YTD
GENERAL	2456.4	2435.4	-0.85%	-2.65%
FINANCIAL	2635.4	2625.3	-0.38%	-2.49%
SERVICES	1749.7	1725.4	-1.39%	-0.89%
INDUSTRY	5072.7	4997.3	-1.49%	-5.57%

STOCK PRICE INDEX WEIGHTED BY FREE FLOAT MARKET CAPITALIZATION ASE20 (2014=1000)

	1319.6	1307.6	-0.91%	-2.80%
--	--------	--------	--------	--------

Total Return Index ASETR (2021=1074)

	1500.7	1487.1	-0.91%	3.98%
--	--------	--------	--------	-------

STOCK PRICE INDEX WEIGHTED BY MARKET CAPITALIZATION (1991=1000)

	WEDNESDAY 26/07/2023	THURSDAY 27/07/2023	% CHANGE	
			DAY BEFORE	YTD
GENERAL	4529.6	4492.0	-0.83%	-5.04%
BANKS	6443.9	6427.4	-0.26%	-4.83%
INSURANCE	1274.5	1273.8	-0.06%	-4.34%
SERVICES	888.6	886.5	-0.23%	4.05%
INDUSTRY	6441.2	6329.9	-1.73%	-8.02%

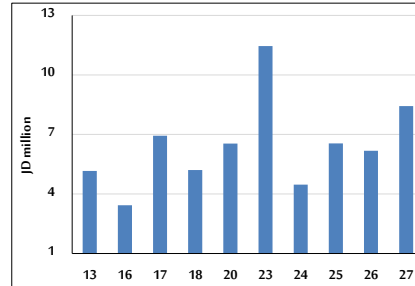
STOCK PRICE MARKET INDEX WEIGHTED BY FREE FLOAT MARKET CAP. (2012=1000)

	WEDNESDAY 26/07/2023	THURSDAY 27/07/2023	% CHANGE	
			DAY BEFORE	YTD
FIRST MARKET	1371.5	1359.4	-0.89%	-3.49%
SECOND MARKET	836.8	836.8	0.00%	6.13%

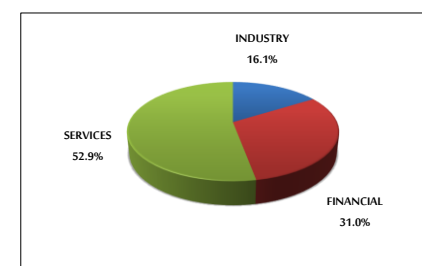
MARKET CAPITALIZATION (JD)

	17,248,452,932	17,112,201,534	-0.79%	-4.95%
--	----------------	----------------	--------	--------

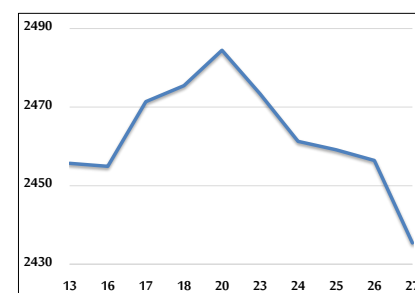
VALUE TRADED FROM 13/7 TO 27/7/2023



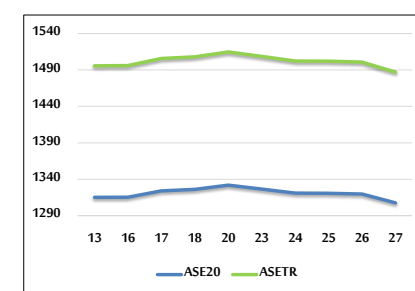
VALUE TRADED BY SECTOR THURSDAY 27/7/2023



GENERAL FREE FLOAT PRICE INDEX FROM 13/7 TO 27/7/2023



ASE20 and ASETR FREE FLOAT PRICE INDEX FROM 13/7 TO 27/7/2023



STOCK PRICE INDEX FROM 13/7 TO 27/7/2023

