

Daily Summary for Amman Stock Exchange

VALUE TRADED (JD)

	2022	2023	NET CHANGE	CHANGE (%)
Daily	3,287,659	4,788,433	1,500,774	45.65%
Cumulative (1/9-11/9)	34,869,494	30,102,393	-4,767,101	-13.67%
Cumulative (2/1-11/9)	1,481,174,445	1,121,881,061	-359,293,384	-24.26%

NO. OF SHARES TRADED

	2022	2023	NET CHANGE	CHANGE (%)
Daily	2,418,395	7,354,588	4,936,193	204.11%
Cumulative (1/9-11/9)	22,359,028	36,451,944	14,092,916	63.03%
Cumulative (2/1-11/9)	834,487,251	782,075,260	-52,411,991	-6.28%

NO. OF TRANSACTIONS

	2022	2023	NET CHANGE	CHANGE (%)
Daily	2,149	3,673	1,524	70.92%
Cumulative (1/9-11/9)	17,541	21,188	3,647	20.79%
Cumulative (2/1-11/9)	547,484	500,229	-47,255	-8.63%

SOME FINANCIAL RATIOS FOR THE ASE (11/9/2023)

SECTOR	P/E	P/BV	DIVIDEND YIELD (%)	TURNOVER (%)
FINANCIAL	8.614	0.782	5.899	0.116
SERVICES	12.173	1.341	6.549	0.114
INDUSTRY	5.524	1.620	7.154	0.132
OVERALL	7.030	1.032	6.734	0.118

STOCK PRICE INDEX WEIGHTED BY FREE FLOAT MARKET CAPITALIZATION (1999=1000)

	SUNDAY 10/09/2023	MONDAY 11/09/2023	% CHANGE	
			DAY BEFORE	YTD
GENERAL	2410.8	2411.2	0.01%	-3.61%
FINANCIAL	2608.6	2607.8	-0.03%	-3.13%
SERVICES	1714.6	1718.5	0.23%	-1.28%
INDUSTRY	4856.1	4861.9	0.12%	-8.13%

STOCK PRICE INDEX WEIGHTED BY FREE FLOAT MARKET CAPITALIZATION ASE20 (2014=1000)

	1291.9	1291.9	0.00%	-3.97%

Total Return Index ASETR (2021=1074)

	1469.2	1469.2	0.00%	2.73%

STOCK PRICE INDEX WEIGHTED BY MARKET CAPITALIZATION (1991=1000)

	SUNDAY 10/09/2023	MONDAY 11/09/2023	% CHANGE	
			DAY BEFORE	YTD
GENERAL	4426.0	4425.8	0.00%	-6.44%
BANKS	6366.7	6359.2	-0.12%	-5.84%
INSURANCE	1237.8	1246.4	0.69%	-6.41%
SERVICES	891.8	892.3	0.05%	4.72%
INDUSTRY	6153.6	6160.1	0.11%	-10.49%

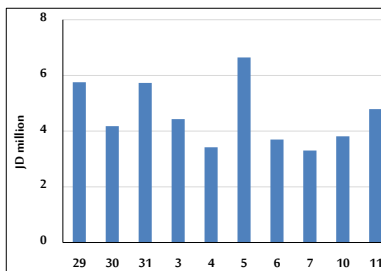
STOCK PRICE MARKET INDEX WEIGHTED BY FREE FLOAT MARKET CAP. (2012=1000)

	SUNDAY 10/09/2023	MONDAY 11/09/2023	% CHANGE	
			DAY BEFORE	YTD
FIRST MARKET	1342.7	1341.9	-0.06%	-4.74%
SECOND MARKET	855.6	862.2	0.77%	9.35%

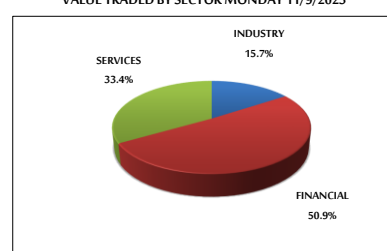
MARKET CAPITALIZATION (JD)

	16,865,463,463	16,874,554,477	0.05%	-6.27%

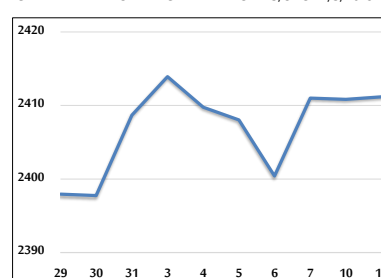
VALUE TRADED FROM 29/8 TO 11/9/2023



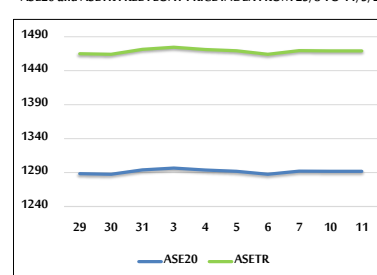
VALUE TRADED BY SECTOR MONDAY 11/9/2023



GENERAL FREE FLOAT PRICE INDEX FROM 29/8 TO 11/9/2023



ASE20 and ASETR FREE FLOAT PRICE INDEX FROM 29/8 TO 11/9/2023



STOCK PRICE INDEX FROM 29/8 TO 11/9/2023

