

Daily Summary for Amman Stock Exchange

VALUE TRADED (JD)

	2023	2024	NET CHANGE	CHANGE (%)
Daily	9,063,161	2,491,764	-6,571,397	-72.51%
Cumulative (3/3-17/3)	79,942,249	45,517,309	-34,424,940	-43.06%
Cumulative (2/1-17/3)	454,016,885	251,097,517	-202,919,368	-44.69%

NO. OF SHARES TRADED

	2023	2024	NET CHANGE	CHANGE (%)
Daily	3,430,986	1,442,172	-1,988,814	-57.97%
Cumulative (3/3-17/3)	60,617,413	34,628,932	-25,988,481	-42.87%
Cumulative (2/1-17/3)	285,561,627	205,079,979	-80,481,648	-28.18%

NO. OF TRANSACTIONS

	2023	2024	NET CHANGE	CHANGE (%)
Daily	2,594	1,784	-810	-31.23%
Cumulative (3/3-17/3)	32,699	24,550	-8,149	-24.92%
Cumulative (2/1-17/3)	186,114	132,246	-53,868	-28.94%

SOME FINANCIAL RATIOS FOR THE ASE (17/3/2024)

SECTOR	P/E	P/BV	DIVIDEND YIELD (%)	TURNOVER (%)
FINANCIAL	9.231	0.792	5.709	0.016
SERVICES	11.687	1.357	6.152	0.033
INDUSTRY	7.261	1.540	7.457	0.047
OVERALL	8.303	1.014	6.667	0.023

STOCK PRICE INDEX WEIGHTED BY FREE FLOAT MARKET CAPITALIZATION (1999=1000)

	THURSDAY 14/03/2024	SUNDAY 17/03/2024	% CHANGE	
			DAY BEFORE	YTD
GENERAL	2499.8	2497.3	-0.10%	2.72%
FINANCIAL	2742.0	2748.5	0.24%	0.71%
SERVICES	1754.7	1741.0	-0.78%	5.90%
INDUSTRY	4839.9	4830.5	-0.19%	2.37%

STOCK PRICE INDEX WEIGHTED BY FREE FLOAT MARKET CAPITALIZATION ASE20 (2014=1000)

	THURSDAY 14/03/2024	SUNDAY 17/03/2024	% CHANGE
	1349.7	1349.0	-0.06%

Total Return Index ASETR (2021=1074)

	THURSDAY 14/03/2024	SUNDAY 17/03/2024	% CHANGE
	1535.0	1534.1	-0.06%

STOCK PRICE INDEX WEIGHTED BY MARKET CAPITALIZATION (1991=1000)

	THURSDAY 14/03/2024	SUNDAY 17/03/2024	% CHANGE	
			DAY BEFORE	YTD
GENERAL	4512.7	4514.0	0.03%	2.21%
BANKS	6798.4	6825.1	0.39%	1.33%
INSURANCE	1315.4	1315.8	0.04%	2.41%
SERVICES	900.2	898.2	-0.22%	2.23%
INDUSTRY	5924.7	5901.4	-0.39%	3.41%

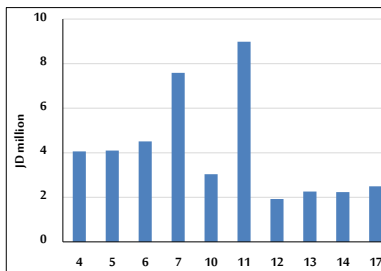
STOCK PRICE MARKET INDEX WEIGHTED BY FREE FLOAT MARKET CAP. (2012=1000)

	THURSDAY 14/03/2024	SUNDAY 17/03/2024	% CHANGE	
			DAY BEFORE	YTD
FIRST MARKET	1399.8	1399.1	-0.05%	2.95%
SECOND MARKET	857.7	852.8	-0.57%	-1.33%

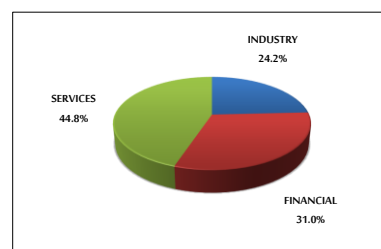
MARKET CAPITALIZATION (JD)

	THURSDAY 14/03/2024	SUNDAY 17/03/2024	% CHANGE
	17,221,263,140	17,225,171,364	0.02%

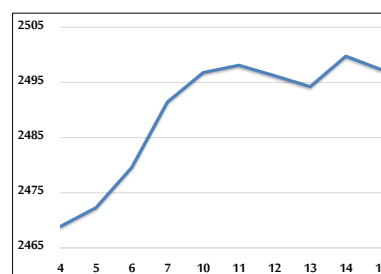
VALUE TRADED FROM 4/3 TO 17/3/2024



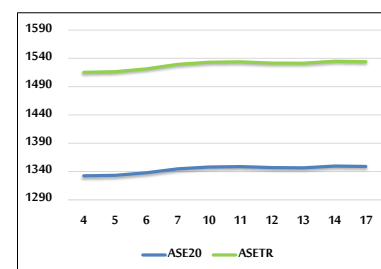
VALUE TRADED BY SECTOR SUNDAY 17/3/2024



GENERAL FREE FLOAT PRICE INDEX FROM 4/3 TO 17/3/2024



ASE20 and ASETR FREE FLOAT PRICE INDEX FROM 4/3 TO 17/3/2024



STOCK PRICE INDEX FROM 4/3 TO 17/3/2024

