

Daily Summary for Amman Stock Exchange

VALUE TRADED (JD)

	2023	2024	NET CHANGE	CHANGE (%)
Daily	5,020,365	6,643,899	1,623,534	32.34%
Cumulative (1/4-22/4)	73,286,623	57,789,749	-15,496,874	-21.15%
Cumulative (2/1-22/4)	607,424,920	343,163,457	-264,261,463	-43.51%

NO. OF SHARES TRADED

	2023	2024	NET CHANGE	CHANGE (%)
Daily	3,687,329	3,708,050	20,721	0.56%
Cumulative (1/4-22/4)	44,911,991	39,635,988	-5,276,003	-11.75%
Cumulative (2/1-22/4)	385,482,028	270,326,870	-115,155,158	-29.87%

NO. OF TRANSACTIONS

	2023	2024	NET CHANGE	CHANGE (%)
Daily	2,260	2,667	407	18.01%
Cumulative (1/4-22/4)	29,637	28,166	-1,471	-4.96%
Cumulative (2/1-22/4)	243,644	177,899	-65,745	-26.98%

SOME FINANCIAL RATIOS FOR THE ASE (22/4/2024)

SECTOR	P/E	P/BV	DIVIDEND YIELD (%)	TURNOVER (%)
FINANCIAL	8.779	0.751	5.993	0.038
SERVICES	11.721	1.311	5.899	0.110
INDUSTRY	7.856	1.514	5.727	0.107
OVERALL	8.290	0.988	6.167	0.061

STOCK PRICE INDEX WEIGHTED BY FREE FLOAT MARKET CAPITALIZATION (1999=1000)

	SUNDAY 21/04/2024	MONDAY 22/04/2024	% CHANGE	
			DAY BEFORE	YTD
GENERAL	2448.1	2444.0	-0.17%	0.53%
FINANCIAL	2635.2	2633.0	-0.08%	-3.52%
SERVICES	1688.1	1693.6	0.33%	3.02%
INDUSTRY	5205.2	5167.7	-0.72%	9.51%

STOCK PRICE INDEX WEIGHTED BY FREE FLOAT MARKET CAPITALIZATION ASE20 (2014=1000)

	1322.4	1320.3	-0.16%	0.88%
--	--------	--------	--------	-------

Total Return Index ASETR (2021=1074)

	1562.4	1560.4	-0.13%	4.83%
--	--------	--------	--------	-------

STOCK PRICE INDEX WEIGHTED BY MARKET CAPITALIZATION (1991=1000)

	SUNDAY 21/04/2024	MONDAY 22/04/2024	% CHANGE	
			DAY BEFORE	YTD
GENERAL	4516.6	4503.8	-0.28%	1.98%
BANKS	6473.8	6464.1	-0.15%	-4.03%
INSURANCE	1302.0	1318.1	1.23%	2.58%
SERVICES	897.5	898.0	0.05%	2.20%
INDUSTRY	6329.8	6294.9	-0.55%	10.31%

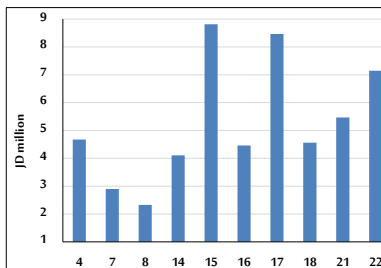
STOCK PRICE MARKET INDEX WEIGHTED BY FREE FLOAT MARKET CAP. (2012=1000)

	SUNDAY 21/04/2024	MONDAY 22/04/2024	% CHANGE	
			DAY BEFORE	YTD
FIRST MARKET	1372.6	1370.0	-0.19%	0.81%
SECOND MARKET	826.2	830.8	0.57%	-3.86%

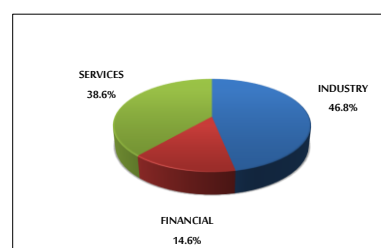
MARKET CAPITALIZATION (JD)

	17,139,295,492	17,100,932,560	-0.22%	0.96%
--	----------------	----------------	--------	-------

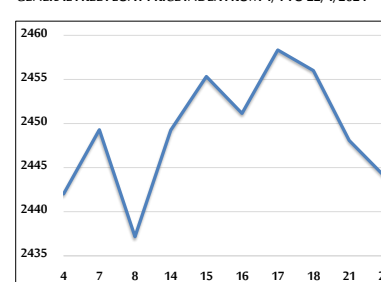
VALUE TRADED FROM 4/4 TO 22/4/2024



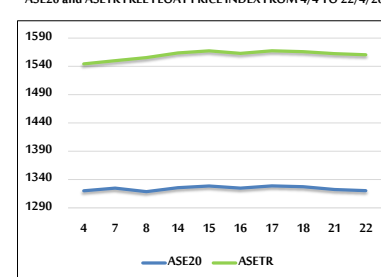
VALUE TRADED BY SECTOR MONDAY 22/4/2024



GENERAL FREE FLOAT PRICE INDEX FROM 4/4 TO 22/4/2024



ASE20 and ASETR FREE FLOAT PRICE INDEX FROM 4/4 TO 22/4/2024



STOCK PRICE INDEX FROM 4/4 TO 22/4/2024

