

Daily Summary for Amman Stock Exchange

VALUE TRADED (JD)

	2023	2024	NET CHANGE	CHANGE (%)
Daily	5,494,625	7,526,094	2,031,469	36.97%
Cumulative (1/4-23/4)	78,781,248	65,315,843	-13,465,405	-17.09%
Cumulative (2/1-23/4)	612,919,545	350,689,551	-262,229,994	-42.78%

NO. OF SHARES TRADED

	2023	2024	NET CHANGE	CHANGE (%)
Daily	2,728,362	4,643,977	1,915,615	70.21%
Cumulative (1/4-23/4)	47,640,353	44,279,965	-3,360,388	-7.05%
Cumulative (2/1-23/4)	388,210,390	274,970,847	-113,239,543	-29.17%

NO. OF TRANSACTIONS

	2023	2024	NET CHANGE	CHANGE (%)
Daily	2,690	3,454	764	28.40%
Cumulative (1/4-23/4)	32,327	31,620	-707	-2.19%
Cumulative (2/1-23/4)	246,334	181,353	-64,981	-26.38%

SOME FINANCIAL RATIOS FOR THE ASE (23/4/2024)

SECTOR	P/E	P/BV	DIVIDEND YIELD (%)	TURNOVER (%)
FINANCIAL	8.750	0.748	6.012	0.066
SERVICES	11.697	1.308	5.911	0.121
INDUSTRY	7.813	1.506	5.759	0.052
OVERALL	8.255	0.984	6.194	0.076

STOCK PRICE INDEX WEIGHTED BY FREE FLOAT MARKET CAPITALIZATION (1999=1000)

	MONDAY 22/04/2024	TUESDAY 23/04/2024	% CHANGE	
			DAY BEFORE	YTD
GENERAL	2444.0	2444.2	0.01%	0.53%
FINANCIAL	2633.0	2635.5	0.10%	-3.42%
SERVICES	1693.6	1695.4	0.11%	3.13%
INDUSTRY	5167.7	5145.6	-0.43%	9.05%

STOCK PRICE INDEX WEIGHTED BY FREE FLOAT MARKET CAPITALIZATION ASE20 (2014=1000)

	1320.3	1321.3	0.08%	0.95%
--	--------	--------	-------	-------

Total Return Index ASETR (2021=1074)

	1560.4	1561.6	0.08%	4.91%
--	--------	--------	-------	-------

STOCK PRICE INDEX WEIGHTED BY MARKET CAPITALIZATION (1991=1000)

	MONDAY 22/04/2024	TUESDAY 23/04/2024	% CHANGE	
			DAY BEFORE	YTD
GENERAL	4503.8	4484.6	-0.43%	1.55%
BANKS	6464.1	6441.3	-0.35%	-4.37%
INSURANCE	1318.1	1324.1	0.46%	3.05%
SERVICES	898.0	896.7	-0.14%	2.06%
INDUSTRY	6294.9	6257.4	-0.60%	9.65%

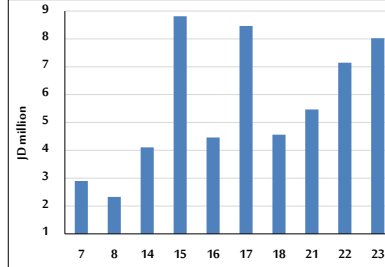
STOCK PRICE MARKET INDEX WEIGHTED BY FREE FLOAT MARKET CAP. (2012=1000)

	MONDAY 22/04/2024	TUESDAY 23/04/2024	% CHANGE	
			DAY BEFORE	YTD
FIRST MARKET	1370.0	1370.8	0.06%	0.87%
SECOND MARKET	830.8	826.9	-0.48%	-4.32%

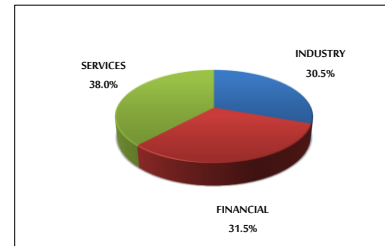
MARKET CAPITALIZATION (JD)

	17,100,932,560	17,035,789,683	-0.38%	0.57%
--	----------------	----------------	--------	-------

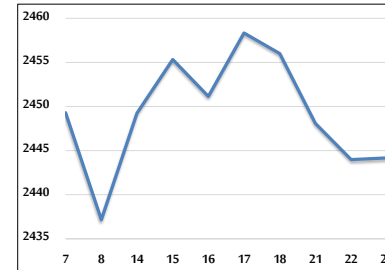
VALUE TRADED FROM 7/4 TO 23/4/2024



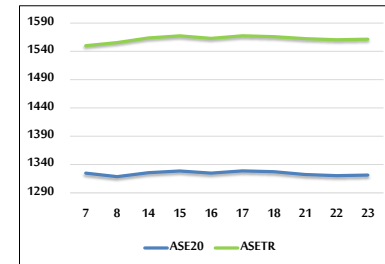
VALUE TRADED BY SECTOR TUESDAY 23/4/2024



GENERAL FREE FLOAT PRICE INDEX FROM 7/4 TO 23/4/2024



ASE20 and ASETR FREE FLOAT PRICE INDEX FROM 7/4 TO 23/4/2024



STOCK PRICE INDEX FROM 7/4 TO 23/4/2024

