

### Daily Summary for Amman Stock Exchange

VALUE TRADED (JD )

	2023	2024	NET CHANGE	CHANGE (%)
Daily	4,458,525	7,961,864	3,503,339	78.58%
Cumulative (1/4-17/4)	49,350,528	42,119,154	-7,231,374	-14.65%
Cumulative (2/1-17/4)	583,488,825	327,492,862	-255,995,963	-43.87%

NO. OF SHARES TRADED

	2023	2024	NET CHANGE	CHANGE (%)
Daily	1,920,305	6,155,214	4,234,909	220.53%
Cumulative (1/4-17/4)	31,484,938	29,937,103	-1,547,835	-4.92%
Cumulative (2/1-17/4)	372,054,975	260,627,985	-111,426,990	-29.95%

NO. OF TRANSACTIONS

	2023	2024	NET CHANGE	CHANGE (%)
Daily	2,096	2,856	760	36.26%
Cumulative (1/4-17/4)	22,756	20,497	-2,259	-9.93%
Cumulative (2/1-17/4)	236,763	170,230	-66,533	-28.10%

SOME FINANCIAL RATIOS FOR THE ASE (17/4/2024)

SECTOR	P/E	P/BV	DIVIDEND YIELD (%)	TURNOVER (%)
FINANCIAL	8.914	0.762	5.902	0.093
SERVICES	11.715	1.310	5.686	0.116
INDUSTRY	7.903	1.523	5.693	0.116
OVERALL	8.379	0.999	6.066	0.100

STOCK PRICE INDEX WEIGHTED BY FREE FLOAT MARKET CAPITALIZATION (1999=1000)

	TUESDAY 16/04/2024	WEDNESDAY 17/04/2024	% CHANGE	
			DAY BEFORE	YTD
GENERAL	2451.2	2458.3	0.29%	1.12%
FINANCIAL	2649.0	2650.4	0.05%	-2.88%
SERVICES	1690.9	1694.4	0.21%	3.06%
INDUSTRY	5169.7	5217.6	0.93%	10.57%

STOCK PRICE INDEX WEIGHTED BY FREE FLOAT MARKET CAPITALIZATION ASE20 (2014=1000)

	1325.0	1328.8	0.29%	1.53%
--	--------	--------	-------	-------

Total Return Index ASETR (2021=1074)

	1563.0	1567.6	0.29%	5.31%
--	--------	--------	-------	-------

STOCK PRICE INDEX WEIGHTED BY MARKET CAPITALIZATION (1991=1000)

	TUESDAY 16/04/2024	WEDNESDAY 17/04/2024	% CHANGE	
			DAY BEFORE	YTD
GENERAL	4535.1	4552.1	0.37%	3.07%
BANKS	6573.3	6577.1	0.06%	-2.35%
INSURANCE	1309.9	1309.9	0.00%	1.94%
SERVICES	895.8	895.2	-0.07%	1.88%
INDUSTRY	6280.2	6337.0	0.90%	11.04%

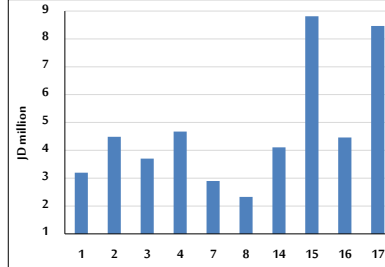
STOCK PRICE MARKET INDEX WEIGHTED BY FREE FLOAT MARKET CAP. (2012=1000)

	TUESDAY 16/04/2024	WEDNESDAY 17/04/2024	% CHANGE	
			DAY BEFORE	YTD
FIRST MARKET	1375.6	1379.6	0.29%	1.52%
SECOND MARKET	826.1	828.0	0.23%	-4.20%

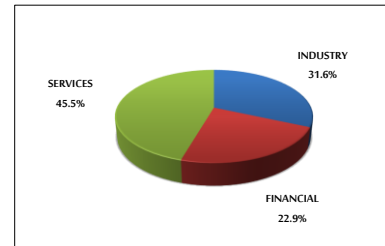
MARKET CAPITALIZATION (JD)

	17,213,850,964	17,265,524,537	0.30%	1.93%
--	----------------	----------------	-------	-------

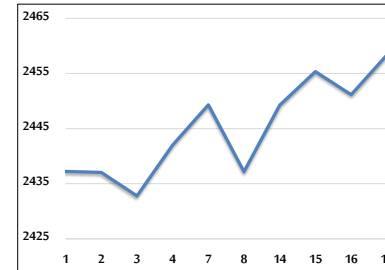
VALUE TRADED FROM 1/4 TO 17/4/2024



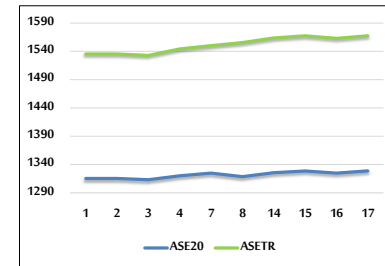
VALUE TRADED BY SECTOR WEDNESDAY 17/4/2024



GENERAL FREE FLOAT PRICE INDEX FROM 1/4 TO 17/4/2024



ASE20 and ASETR FREE FLOAT PRICE INDEX FROM 1/4 TO 17/4/2024



STOCK PRICE INDEX FROM 1/4 TO 17/4/2024

