

Daily Summary for Amman Stock Exchange

1- VALUE TRADED (JD)

	2018	2019	NET CHANGE	CHANGE (%)
Daily	4,427,045	5,252,302	825,257	18.64%
Cumulative(2/1-21/1)	48,473,840	59,904,097	11,430,257	23.58%
Cumulative(2/1-21/1)	48,473,840	59,904,097	11,430,257	23.58%

2- NO. OF SHARES TRADED

	2018	2019	NET CHANGE	CHANGE (%)
Daily	4,068,305	3,769,705	-298,600	-7.34%
Cumulative(2/1-21/1)	50,211,655	39,510,142	-10,701,513	-21.31%
Cumulative(2/1-21/1)	50,211,655	39,510,142	-10,701,513	-21.31%

3- NO. OF TRANSACTIONS

	2018	2019	NET CHANGE	CHANGE (%)
Daily	2,119	1,986	-133	-6.28%
Cumulative(2/1-21/1)	26,960	21,149	-5,811	-21.55%
Cumulative(2/1-21/1)	26,960	21,149	-5,811	-21.55%

4- SOME FINANCIAL RATIOS FOR THE ASE (21/1/2019)

SECTOR	P/E	P/BV	DIVIDEND YIELD (%)	TURNOVER (%)
FINANCIAL	17.445	1.094	4.999	0.050
SERVICES	16.648	1.216	5.410	0.054
INDUSTRY	55.420	1.339	3.421	0.089
OVERALL	18.519	1.175	4.868	0.056

5- STOCK PRICE INDEX WEIGHTED BY FREE FLOAT MARKET CAPITALIZATION (1999=1000)

	SUNDAY 20/01/2019	MONDAY 21/01/2019	% CHANGE	
			DAY BEFORE	YTD
GENERAL	1917.0	1934.3	0.91%	1.34%
FINANCIAL	2638.0	2660.0	0.84%	0.28%
SERVICES	1293.4	1305.0	0.90%	1.97%
INDUSTRY	1936.6	1949.9	0.69%	3.57%

6- STOCK PRICE INDEX WEIGHTED BY MARKET CAPITALIZATION (1991=1000)

	TUESDAY 15/01/2019	MONDAY 21/01/2019	% CHANGE	
			DAY BEFORE	YTD
GENERAL	3818.3	3851.7	0.87%	1.44%
BANKS	8147.2	8224.0	0.94%	-0.27%
INSURANCE	1345.0	1350.9	0.44%	-1.86%
SERVICES	819.8	822.4	0.31%	3.21%
INDUSTRY	2414.8	2441.2	1.09%	5.62%

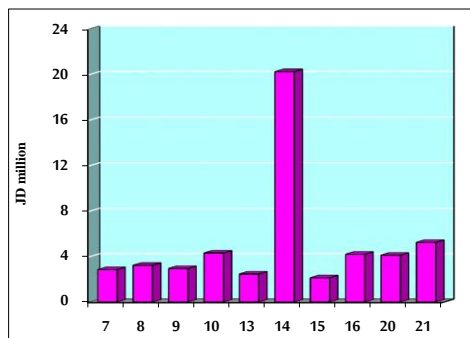
7- STOCK PRICE MARKET INDEX WEIGHTED BY FREE FLOAT MARKET CAP. (2012=1000)

	TUESDAY 15/01/2019	MONDAY 21/01/2019	% CHANGE	
			DAY BEFORE	YTD
FIRST MARKET	1012.1	1022.6	1.04%	1.12%
SECOND MARKET	865.3	867.9	0.30%	4.36%

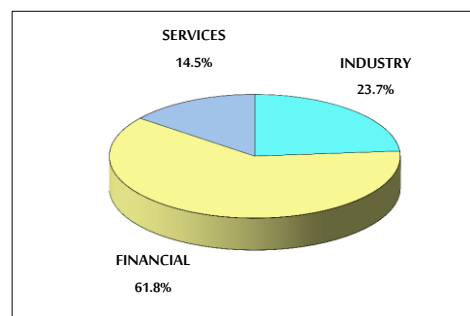
8- MARKET CAPITALIZATION (JD)

ASE MARKET CAPITALIZATION	16,168,583,254	16,297,739,782	0.80%	1.09%
---------------------------	----------------	----------------	-------	-------

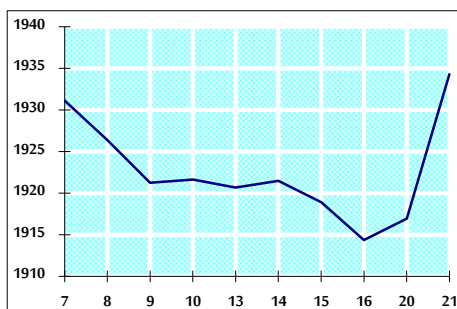
VALUE TRADED FROM 7/1 TO 21/1/2019



VALUE TRADED BY SECTOR MONDAY 21/1/2019



GENERAL FREE FLOAT PRICE INDEX FROM 7/1 TO 21/1/2019



GENERAL PRICE INDEX FROM 7/1 TO 21/1/2019

