

Daily Summary for Amman Stock Exchange

1- VALUE TRADED (JD)

	2018	2019	NET CHANGE	CHANGE (%)
Daily	3,611,786	3,521,900	-89,886	-2.49%
Cumulative(2/1-24/1)	75,538,265	71,764,224	-3,774,041	-5.00%
Cumulative(2/1-24/1)	75,538,265	71,764,224	-3,774,041	-5.00%

2- NO. OF SHARES TRADED

	2018	2019	NET CHANGE	CHANGE (%)
Daily	2,227,562	2,833,562	606,000	27.20%
Cumulative(2/1-24/1)	65,686,594	48,408,374	-17,278,220	-26.30%
Cumulative(2/1-24/1)	65,686,594	48,408,374	-17,278,220	-26.30%

3- NO. OF TRANSACTIONS

	2018	2019	NET CHANGE	CHANGE (%)
Daily	1,848	1,773	-75	-4.06%
Cumulative(2/1-24/1)	32,697	26,441	-6,256	-19.13%
Cumulative(2/1-24/1)	32,697	26,441	-6,256	-19.13%

4- SOME FINANCIAL RATIOS FOR THE ASE (24/1/2019)

SECTOR	P/E	P/BV	DIVIDEND YIELD (%)	TURNOVER (%)
FINANCIAL	17.464	1.095	4.994	0.042
SERVICES	16.673	1.217	5.401	0.046
INDUSTRY	55.595	1.343	3.410	0.036
OVERALL	18.568	1.179	4.855	0.042

5- STOCK PRICE INDEX WEIGHTED BY FREE FLOAT MARKET CAPITALIZATION (1999=1000)

	WEDNESDAY 23/01/2019	THURSDAY 24/01/2019	% CHANGE	
			DAY BEFORE	YTD
GENERAL	1944.7	1947.4	0.14%	2.02%
FINANCIAL	2661.0	2663.9	0.11%	0.42%
SERVICES	1327.9	1324.6	-0.25%	3.50%
INDUSTRY	1945.7	1957.2	0.59%	3.96%

6- STOCK PRICE INDEX WEIGHTED BY MARKET CAPITALIZATION (1991=1000)

	WEDNESDAY 23/01/2019	THURSDAY 24/01/2019	% CHANGE	
			DAY BEFORE	YTD
GENERAL	3858.5	3862.0	0.09%	1.71%
BANKS	8232.2	8239.8	0.09%	-0.08%
INSURANCE	1350.0	1355.7	0.42%	-1.51%
SERVICES	824.0	822.3	-0.21%	3.20%
INDUSTRY	2450.2	2456.9	0.27%	6.30%

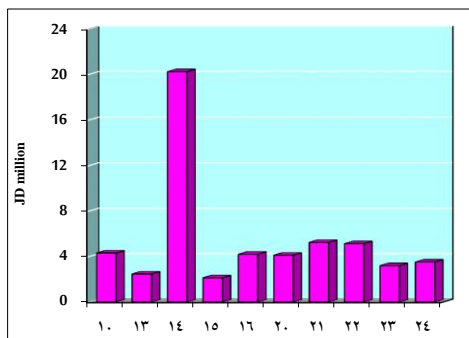
7- STOCK PRICE MARKET INDEX WEIGHTED BY FREE FLOAT MARKET CAP. (2012=1000)

	WEDNESDAY 23/01/2019	THURSDAY 24/01/2019	% CHANGE	
			DAY BEFORE	YTD
FIRST MARKET	1030.9	1032.2	0.12%	2.06%
SECOND MARKET	860.7	862.5	0.21%	3.71%

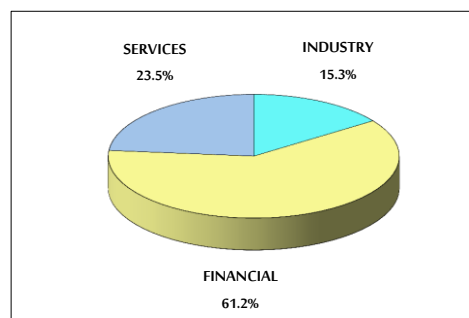
8- MARKET CAPITALIZATION (JD)

ASE MARKET CAPITALIZATION	16,310,092,169	16,322,736,119	0.08%	1.24%
---------------------------	----------------	----------------	-------	-------

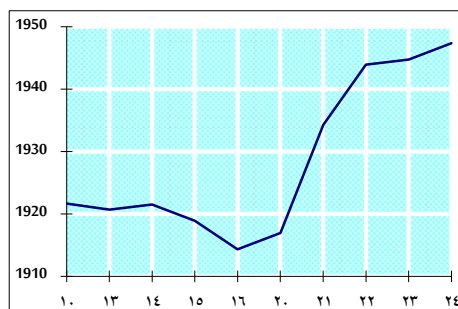
VALUE TRADED FROM 10/1 TO 24/1/2019



VALUE TRADED BY SECTOR THURSDAY 24/1/2019



GENERAL FREE FLOAT PRICE INDEX FROM 10/1 TO 24/1/2019



GENERAL PRICE INDEX FROM 10/1 TO 24/1/2019

