

Daily Summary for Amman Stock Exchange

1- VALUE TRADED (JD)

	2018	2019	NET CHANGE	CHANGE (%)
Daily	4,805,942	2,553,076	-2,252,866	-46.88%
Cumulative(2/1-27/1)	80,344,207	74,317,300	-6,026,907	-7.50%
Cumulative(2/1-27/1)	80,344,207	74,317,300	-6,026,907	-7.50%

2- NO. OF SHARES TRADED

	2018	2019	NET CHANGE	CHANGE (%)
Daily	4,912,991	2,225,564	-2,687,427	-54.70%
Cumulative(2/1-27/1)	70,599,585	50,633,938	-19,965,647	-28.28%
Cumulative(2/1-27/1)	70,599,585	50,633,938	-19,965,647	-28.28%

3- NO. OF TRANSACTIONS

	2018	2019	NET CHANGE	CHANGE (%)
Daily	2,361	1,725	-636	-26.94%
Cumulative(2/1-27/1)	35,058	28,166	-6,892	-19.66%
Cumulative(2/1-27/1)	35,058	28,166	-6,892	-19.66%

4- SOME FINANCIAL RATIOS FOR THE ASE (27/1/2019)

SECTOR	P/E	P/BV	DIVIDEND YIELD (%)	TURNOVER (%)
FINANCIAL	17.517	1.099	4.978	0.041
SERVICES	16.614	1.213	5.421	0.013
INDUSTRY	55.571	1.343	3.412	0.032
OVERALL	18.592	1.180	4.848	0.033

5- STOCK PRICE INDEX WEIGHTED BY FREE FLOAT MARKET CAPITALIZATION (1999=1000)

	THURSDAY 24/01/2019	SUNDAY 27/01/2019	% CHANGE	
			DAY BEFORE	YTD
GENERAL	1947.4	1943.9	-0.18%	1.84%
FINANCIAL	2663.9	2665.4	0.06%	0.48%
SERVICES	1324.6	1318.2	-0.49%	3.00%
INDUSTRY	1957.2	1948.9	-0.42%	3.52%

6- STOCK PRICE INDEX WEIGHTED BY MARKET CAPITALIZATION (1991=1000)

	THURSDAY 24/01/2019	SUNDAY 27/01/2019	% CHANGE	
			DAY BEFORE	YTD
GENERAL	3862.0	3867.1	0.13%	1.84%
BANKS	8239.8	8265.0	0.31%	0.23%
INSURANCE	1355.7	1363.5	0.57%	-0.95%
SERVICES	822.3	820.1	-0.27%	2.92%
INDUSTRY	2456.9	2454.6	-0.09%	6.20%

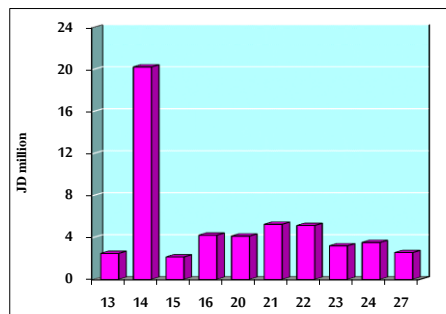
7- STOCK PRICE MARKET INDEX WEIGHTED BY FREE FLOAT MARKET CAP. (2012=1000)

	THURSDAY 24/01/2019	SUNDAY 27/01/2019	% CHANGE	
			DAY BEFORE	YTD
FIRST MARKET	1032.2	1029.9	-0.22%	1.84%
SECOND MARKET	862.5	860.5	-0.23%	3.48%

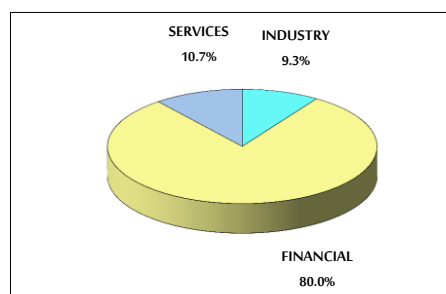
8- MARKET CAPITALIZATION (JD)

ASE MARKET CAPITALIZATION	16,322,736,119	16,344,635,358	0.13%	1.38%
---------------------------	----------------	----------------	-------	-------

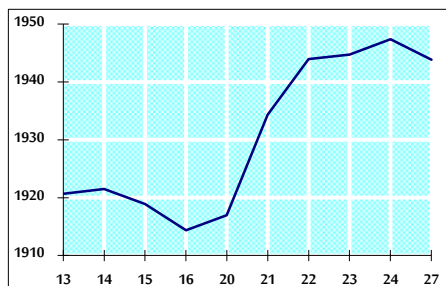
VALUE TRADED FROM 13/1 TO 27/1/2019



VALUE TRADED BY SECTOR SUNDAY 27/1/2019



GENERAL FREE FLOAT PRICE INDEX FROM 13/1 TO 27/1/2019



GENERAL PRICE INDEX FROM 13/1 TO 27/1/2019

