

Daily Summary for Amman Stock Exchange

1- VALUE TRADED (JD)

	2018	2019	NET CHANGE	CHANGE (%)
Daily	8,456,683	3,333,734	-5,122,949	-60.58%
Cumulative(3/2-21/2)	105,909,237	71,055,432	-34,853,805	-32.91%
Cumulative(2/1-21/2)	219,932,231	161,949,802	-57,982,429	-26.36%

2- NO. OF SHARES TRADED

	2018	2019	NET CHANGE	CHANGE (%)
Daily	5,462,398	3,191,612	-2,270,786	-41.57%
Cumulative(3/2-21/2)	96,954,410	53,493,909	-43,460,501	-44.83%
Cumulative(2/1-21/2)	193,194,852	119,242,512	-73,952,340	-38.28%

3- NO. OF TRANSACTIONS

	2018	2019	NET CHANGE	CHANGE (%)
Daily	3,139	1,763	-1,376	-43.84%
Cumulative(3/2-21/2)	37,461	29,223	-8,238	-21.99%
Cumulative(2/1-21/2)	84,682	65,140	-19,542	-23.08%

4- SOME FINANCIAL RATIOS FOR THE ASE (21/2/2019)

SECTOR	P/E	P/BV	DIVIDEND YIELD (%)	TURNOVER (%)
FINANCIAL	13.074	1.099	5.171	0.059
SERVICES	17.133	1.229	5.237	0.016
INDUSTRY	59.089	1.356	3.363	0.050
OVERALL	14.941	1.186	4.955	0.047

5- STOCK PRICE INDEX WEIGHTED BY FREE FLOAT MARKET CAPITALIZATION (1999=1000)

	WEDNESDAY 20/02/2019	THURSDAY 21/02/2019	% CHANGE	
			DAY BEFORE	YTD
GENERAL	1983.9	1980.5	-0.17%	3.76%
FINANCIAL	2730.3	2725.7	-0.17%	2.75%
SERVICES	1326.6	1328.3	0.13%	3.79%
INDUSTRY	1967.8	1955.9	-0.60%	3.89%

6- STOCK PRICE INDEX WEIGHTED BY MARKET CAPITALIZATION (1991=1000)

	WEDNESDAY 20/02/2019	THURSDAY 21/02/2019	% CHANGE	
			DAY BEFORE	YTD
GENERAL	3920.1	3909.9	-0.26%	2.97%
BANKS	8395.5	8359.6	-0.43%	1.38%
INSURANCE	1371.9	1373.6	0.12%	-0.21%
SERVICES	824.2	826.0	0.22%	3.67%
INDUSTRY	2489.1	2485.8	-0.13%	7.55%

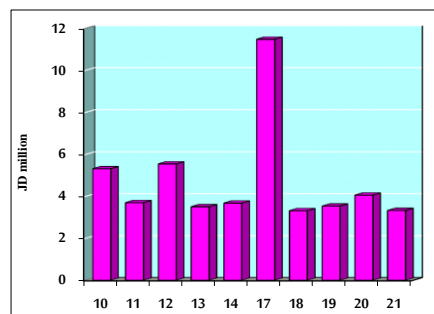
7- STOCK PRICE MARKET INDEX WEIGHTED BY FREE FLOAT MARKET CAP. (2012=1000)

	WEDNESDAY 20/02/2019	THURSDAY 21/02/2019	% CHANGE	
			DAY BEFORE	YTD
FIRST MARKET	1056.2	1053.9	-0.22%	4.22%
SECOND MARKET	860.4	861.3	0.10%	3.56%

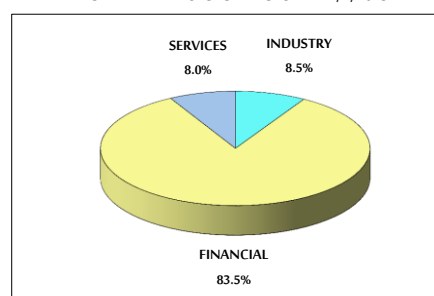
8- MARKET CAPITALIZATION (JD)

ASE MARKET CAPITALIZATION	16,554,421,338	16,512,481,713	-0.25%	2.42%
---------------------------	----------------	----------------	--------	-------

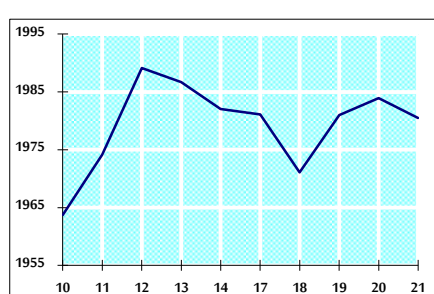
VALUE TRADED FROM 10/2 TO 21/2/2019



VALUE TRADED BY SECTOR THURSDAY 21/2/2019



GENERAL FREE FLOAT PRICE INDEX FROM 10/2 TO 21/2/2019



GENERAL PRICE INDEX FROM 10/2 TO 21/2/2019

