

## Daily Summary for Amman Stock Exchange

### 1- VALUE TRADED (JD)

	2018	2019	NET CHANGE	CHANGE (%)
Daily	6,032,656	3,058,457	-2,974,199	-49.30%
Cumulative(3/3-24/3)	87,239,979	66,352,582	-20,887,397	-23.94%
Cumulative(2/1-24/3)	340,182,351	254,451,117	-85,731,234	-25.20%

### 2- NO. OF SHARES TRADED

	2018	2019	NET CHANGE	CHANGE (%)
Daily	5,335,488	3,878,806	-1,456,682	-27.30%
Cumulative(3/3-24/3)	73,248,204	67,383,232	-5,864,972	-8.01%
Cumulative(2/1-24/3)	287,097,465	213,613,842	-73,483,623	-25.60%

### 3- NO. OF TRANSACTIONS

	2018	2019	NET CHANGE	CHANGE (%)
Daily	3,308	2,051	-1,257	-38.00%
Cumulative(3/3-24/3)	37,091	33,777	-3,314	-8.93%
Cumulative(2/1-24/3)	133,777	109,124	-24,653	-18.43%

### 4- SOME FINANCIAL RATIOS FOR THE ASE (24/3/2019)

SECTOR	P/E	P/BV	DIVIDEND YIELD (%)	TURNOVER (%)
FINANCIAL	12.952	1.103	5.155	0.034
SERVICES	16.267	1.179	5.170	0.110
INDUSTRY	57.833	1.314	3.386	0.076
OVERALL	14.858	1.172	4.956	0.058

### 5- STOCK PRICE INDEX WEIGHTED BY FREE FLOAT MARKET CAPITALIZATION (1999=1000)

	THURSDAY 21/03/2019	SUNDAY 24/03/2019	% CHANGE	
			DAY BEFORE	YTD
GENERAL	1960.5	1951.6	-0.45%	2.24%
FINANCIAL	2722.4	2726.5	0.15%	2.78%
SERVICES	1288.0	1292.4	0.34%	0.98%
INDUSTRY	1943.6	1875.2	-3.52%	-0.40%

### 6- STOCK PRICE INDEX WEIGHTED BY MARKET CAPITALIZATION (1991=1000)

	THURSDAY 21/03/2019	SUNDAY 24/03/2019	% CHANGE	
			DAY BEFORE	YTD
GENERAL	3880.7	3860.2	-0.53%	1.66%
BANKS	8369.5	8364.5	-0.06%	1.44%
INSURANCE	1360.3	1358.5	-0.14%	-1.31%
SERVICES	790.3	788.0	-0.29%	-1.11%
INDUSTRY	2465.0	2413.1	-2.11%	4.40%

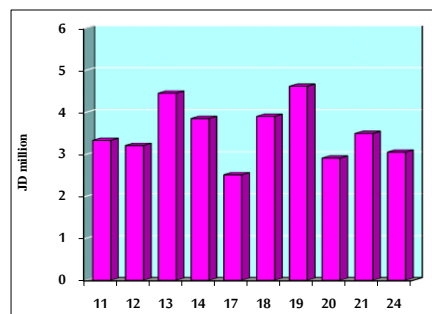
### 7- STOCK PRICE MARKET INDEX WEIGHTED BY FREE FLOAT MARKET CAP. (2012=1000)

	THURSDAY 21/03/2019	SUNDAY 24/03/2019	% CHANGE	
			DAY BEFORE	YTD
FIRST MARKET	1042.2	1037.5	-0.45%	2.59%
SECOND MARKET	855.7	852.7	-0.35%	2.53%

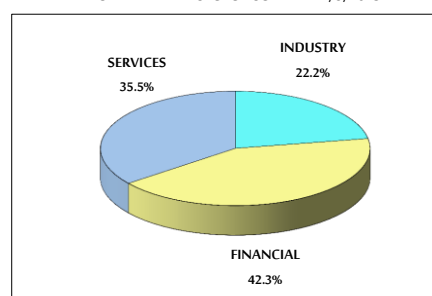
### 8- MARKET CAPITALIZATION (JD)

ASE MARKET CAPITALIZATION	16,394,980,056	16,314,691,263	-0.49%	1.19%
---------------------------	----------------	----------------	--------	-------

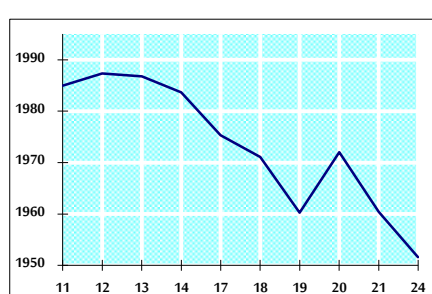
VALUE TRADED FROM 11/3 TO 24/3/2019



VALUE TRADED BY SECTOR SUNDAY 24/3/2019



GENERAL FREE FLOAT PRICE INDEX FROM 11/3 TO 24/3/2019



GENERAL PRICE INDEX FROM 11/3 TO 24/3/2019

