

Daily Summary for Amman Stock Exchange

1- VALUE TRADED (JD)

	2018	2019	NET CHANGE	CHANGE (%)
Daily	7,753,320	6,366,099	-1,387,221	-17.89%
Cumulative(3/3-27/3)	109,941,520	157,140,221	47,198,701	42.93%
Cumulative(2/1-27/3)	362,883,892	345,238,756	-17,645,136	-4.86%

2- NO. OF SHARES TRADED

	2018	2019	NET CHANGE	CHANGE (%)
Daily	6,905,833	4,617,222	-2,288,611	-33.14%
Cumulative(3/3-27/3)	91,866,222	93,268,695	1,402,473	1.53%
Cumulative(2/1-27/3)	305,715,483	239,499,305	-66,216,178	-21.66%

3- NO. OF TRANSACTIONS

	2018	2019	NET CHANGE	CHANGE (%)
Daily	3,122	2,542	-580	-18.58%
Cumulative(3/3-27/3)	45,847	40,236	-5,611	-12.24%
Cumulative(2/1-27/3)	142,533	115,583	-26,950	-18.91%

4- SOME FINANCIAL RATIOS FOR THE ASE (27/3/2019)

SECTOR	P/E	P/BV	DIVIDEND YIELD (%)	TURNOVER (%)
FINANCIAL	12.826	1.086	5.210	0.082
SERVICES	16.799	1.177	4.479	0.021
INDUSTRY	74.534	1.311	3.128	0.093
OVERALL	14.739	1.157	4.912	0.069

5- STOCK PRICE INDEX WEIGHTED BY FREE FLOAT MARKET CAPITALIZATION (1999=1000)

	TUESDAY 26/03/2019	WEDNESDAY 27/03/2019	% CHANGE	
			DAY BEFORE	YTD
GENERAL	1929.5	1929.6	0.01%	1.09%
FINANCIAL	2691.2	2692.7	0.06%	1.51%
SERVICES	1288.5	1286.6	-0.15%	0.53%
INDUSTRY	1849.5	1849.8	0.02%	-1.75%

6- STOCK PRICE INDEX WEIGHTED BY MARKET CAPITALIZATION (1991=1000)

	TUESDAY 26/03/2019	WEDNESDAY 27/03/2019	% CHANGE	
			DAY BEFORE	YTD
GENERAL	3799.4	3805.0	0.15%	0.21%
BANKS	8190.7	8213.6	0.28%	-0.39%
INSURANCE	1355.6	1353.5	-0.15%	-1.67%
SERVICES	787.0	785.2	-0.24%	-1.46%
INDUSTRY	2386.7	2387.6	0.04%	3.30%

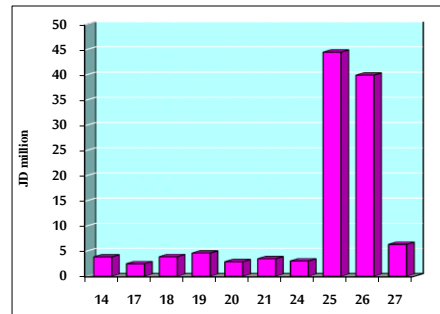
7- STOCK PRICE MARKET INDEX WEIGHTED BY FREE FLOAT MARKET CAP. (2012=1000)

	TUESDAY 26/03/2019	WEDNESDAY 27/03/2019	% CHANGE	
			DAY BEFORE	YTD
FIRST MARKET	1025.1	1024.4	-0.07%	1.30%
SECOND MARKET	848.9	852.5	0.42%	2.51%

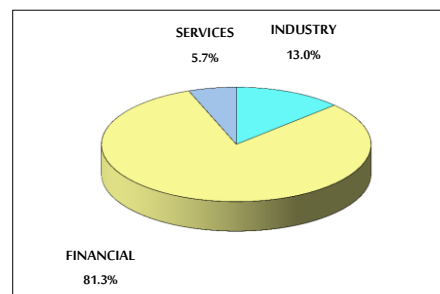
8- MARKET CAPITALIZATION (JD)

ASE MARKET CAPITALIZATION	16,076,155,256	16,096,085,902	0.12%	-0.17%
---------------------------	----------------	----------------	-------	--------

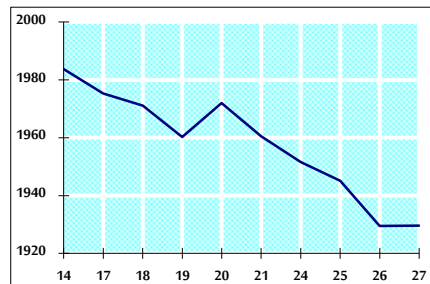
VALUE TRADED FROM 14/3 TO 27/3/2019



VALUE TRADED BY SECTOR WEDNESDAY 27/3/2019



GENERAL FREE FLOAT PRICE INDEX FROM 14/3 TO 27/3/2019



GENERAL PRICE INDEX FROM 14/3 TO 27/3/2019

