

Daily Summary for Amman Stock Exchange

1- VALUE TRADED (JD)

	2018	2019	NET CHANGE	CHANGE (%)
Daily	12,774,045	4,915,937	-7,858,108	-61.52%
Cumulative(3/3-31/3)	131,668,343	165,949,048	34,280,705	26.04%
Cumulative(2/1-31/3)	384,610,715	354,047,583	-30,563,132	-7.95%

2- NO. OF SHARES TRADED

	2018	2019	NET CHANGE	CHANGE (%)
Daily	8,704,279	6,119,121	-2,585,158	-29.70%
Cumulative(3/3-31/3)	107,612,703	103,191,757	-4,420,946	-4.11%
Cumulative(2/1-31/3)	321,461,964	249,422,367	-72,039,597	-22.41%

3- NO. OF TRANSACTIONS

	2018	2019	NET CHANGE	CHANGE (%)
Daily	2,779	2,213	-566	-20.37%
Cumulative(3/3-31/3)	52,053	44,638	-7,415	-14.25%
Cumulative(2/1-31/3)	148,739	119,985	-28,754	-19.33%

4- SOME FINANCIAL RATIOS FOR THE ASE (31/3/2019)

SECTOR	P/E	P/BV	DIVIDEND YIELD (%)	TURNOVER (%)
FINANCIAL	12.537	1.057	5.369	0.109
SERVICES	16.994	1.178	4.389	0.048
INDUSTRY	18.165	1.272	0.424	0.083
OVERALL	12.878	1.128	4.416	0.091

5- STOCK PRICE INDEX WEIGHTED BY FREE FLOAT MARKET CAPITALIZATION (1999=1000)

	THURSDAY 28/03/2019	SUNDAY 31/03/2019	% CHANGE	
			DAY BEFORE	YTD
GENERAL	1929.5	1914.3	-0.79%	0.29%
FINANCIAL	2689.7	2660.7	-1.08%	0.30%
SERVICES	1292.3	1288.7	-0.28%	0.69%
INDUSTRY	1846.1	1847.2	0.05%	-1.89%

6- STOCK PRICE INDEX WEIGHTED BY MARKET CAPITALIZATION (1991=1000)

	THURSDAY 28/03/2019	SUNDAY 31/03/2019	% CHANGE	
			DAY BEFORE	YTD
GENERAL	3805.0	3729.5	-1.98%	-1.78%
BANKS	8210.2	7943.8	-3.25%	-3.67%
INSURANCE	1353.0	1350.1	-0.21%	-1.92%
SERVICES	786.9	784.7	-0.28%	-1.52%
INDUSTRY	2386.9	2400.6	0.57%	3.86%

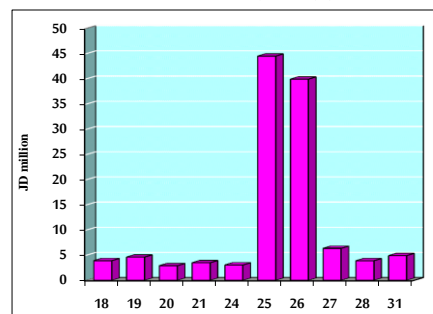
7- STOCK PRICE MARKET INDEX WEIGHTED BY FREE FLOAT MARKET CAP. (2012=1000)

	THURSDAY 28/03/2019	SUNDAY 31/03/2019	% CHANGE	
			DAY BEFORE	YTD
FIRST MARKET	1024.6	1017.6	-0.69%	0.62%
SECOND MARKET	851.1	844.9	-0.73%	1.59%

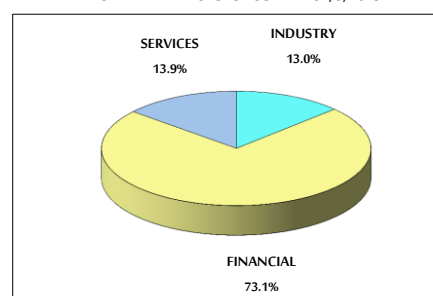
8- MARKET CAPITALIZATION (JD)

ASE MARKET CAPITALIZATION	16,096,454,912	15,809,915,236	-1.78%	-1.94%
---------------------------	----------------	----------------	--------	--------

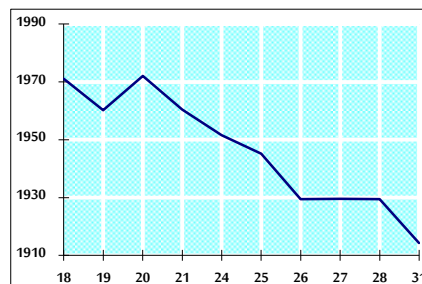
VALUE TRADED FROM 18/3 TO 31/3/2019



VALUE TRADED BY SECTOR SUNDAY 31/3/2019



GENERAL FREE FLOAT PRICE INDEX FROM 18/3 TO 31/3/2019



GENERAL PRICE INDEX FROM 18/3 TO 31/3/2019

