

Daily Summary for Amman Stock Exchange

1- VALUE TRADED (JD)

	2018	2019	NET CHANGE	CHANGE (%)
Daily	8,360,550	5,034,997	-3,325,553	-39.78%
Cumulative(1/4-1/4)	8,360,550	5,034,997	-3,325,553	-39.78%
Cumulative(2/1-1/4)	392,971,265	359,082,580	-33,888,685	-8.62%

2- NO. OF SHARES TRADED

	2018	2019	NET CHANGE	CHANGE (%)
Daily	6,563,057	5,487,257	-1,075,800	-16.39%
Cumulative(1/4-1/4)	6,563,057	5,487,257	-1,075,800	-16.39%
Cumulative(2/1-1/4)	328,025,021	254,909,624	-73,115,397	-22.29%

3- NO. OF TRANSACTIONS

	2018	2019	NET CHANGE	CHANGE (%)
Daily	2,270	2,441	171	7.53%
Cumulative(1/4-1/4)	2,270	2,441	171	7.53%
Cumulative(2/1-1/4)	151,009	122,426	-28,583	-18.93%

4- SOME FINANCIAL RATIOS FOR THE ASE (1/4/2019)

SECTOR	P/E	P/BV	DIVIDEND YIELD (%)	TURNOVER (%)
FINANCIAL	11.924	1.051	5.414	0.093
SERVICES	17.353	1.170	4.274	0.029
INDUSTRY	18.524	1.320	0.423	0.120
OVERALL	12.318	1.133	4.443	0.081

5- STOCK PRICE INDEX WEIGHTED BY FREE FLOAT MARKET CAPITALIZATION (1999=1000)

	SUNDAY 31/03/2019	MONDAY 01/04/2019	% CHANGE	
			DAY BEFORE	YTD
GENERAL	1914.3	1912.3	-0.10%	0.18%
FINANCIAL	2660.7	2649.0	-0.44%	-0.14%
SERVICES	1288.7	1296.3	0.59%	1.29%
INDUSTRY	1847.2	1853.0	0.32%	-1.58%

6- STOCK PRICE INDEX WEIGHTED BY MARKET CAPITALIZATION (1991=1000)

	SUNDAY 31/03/2019	MONDAY 01/04/2019	% CHANGE	
			DAY BEFORE	YTD
GENERAL	3729.5	3710.1	-0.52%	-2.29%
BANKS	7943.8	7860.6	-1.05%	-4.67%
INSURANCE	1350.1	1353.7	0.27%	-1.66%
SERVICES	784.7	787.2	0.32%	-1.21%
INDUSTRY	2400.6	2410.7	0.42%	4.30%

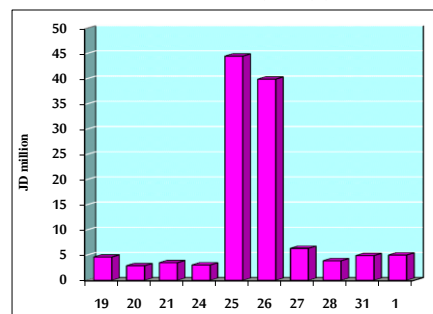
7- STOCK PRICE MARKET INDEX WEIGHTED BY FREE FLOAT MARKET CAP. (2012=1000)

	SUNDAY 31/03/2019	MONDAY 01/04/2019	% CHANGE	
			DAY BEFORE	YTD
FIRST MARKET	1017.6	1016.4	-0.12%	0.50%
SECOND MARKET	844.9	847.8	0.34%	1.94%

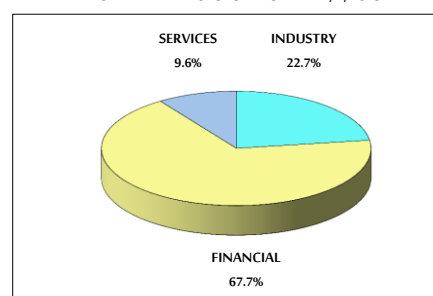
8- MARKET CAPITALIZATION (JD)

ASE MARKET CAPITALIZATION	15,809,915,236	15,735,197,188	-0.47%	-2.40%
---------------------------	----------------	----------------	--------	--------

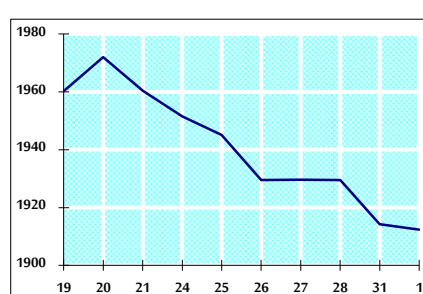
VALUE TRADED FROM 19/3 TO 1/4/2019



VALUE TRADED BY SECTOR MONDAY 1/4/2019



GENERAL FREE FLOAT PRICE INDEX FROM 19/3 TO 1/4/2019



GENERAL PRICE INDEX FROM 19/3 TO 1/4/2019

