

Daily Summary for Amman Stock Exchange

1- VALUE TRADED (JD)

	2018	2019	NET CHANGE	CHANGE (%)
Daily	5,830,854	3,454,080	-2,376,774	-40.76%
Cumulative(1/4-3/4)	18,270,818	13,931,326	-4,339,492	-23.75%
Cumulative(2/1-3/4)	402,881,533	367,978,909	-34,902,624	-8.66%

2- NO. OF SHARES TRADED

	2018	2019	NET CHANGE	CHANGE (%)
Daily	7,247,945	4,074,864	-3,173,081	-43.78%
Cumulative(1/4-3/4)	18,729,376	15,846,781	-2,882,595	-15.39%
Cumulative(2/1-3/4)	340,191,340	265,269,148	-74,922,192	-22.02%

3- NO. OF TRANSACTIONS

	2018	2019	NET CHANGE	CHANGE (%)
Daily	2,930	2,477	-453	-15.46%
Cumulative(1/4-3/4)	7,798	7,847	49	0.63%
Cumulative(2/1-3/4)	156,537	127,832	-28,705	-18.34%

4- SOME FINANCIAL RATIOS FOR THE ASE (3/4/2019)

SECTOR	P/E	P/BV	DIVIDEND YIELD (%)	TURNOVER (%)
FINANCIAL	12.023	1.064	5.350	0.052
SERVICES	17.190	1.161	4.315	0.036
INDUSTRY	18.488	1.317	0.949	0.145
OVERALL	12.364	1.141	4.530	0.060

5- STOCK PRICE INDEX WEIGHTED BY FREE FLOAT MARKET CAPITALIZATION (1999=1000)

	TUESDAY 02/04/2019	WEDNESDAY 03/04/2019	% CHANGE	
			DAY BEFORE	YTD
GENERAL	1923.1	1914.1	-0.47%	0.28%
FINANCIAL	2672.3	2663.8	-0.32%	0.42%
SERVICES	1293.7	1281.0	-0.98%	0.10%
INDUSTRY	1855.7	1854.9	-0.05%	-1.48%

6- STOCK PRICE INDEX WEIGHTED BY MARKET CAPITALIZATION (1991=1000)

	TUESDAY 02/04/2019	WEDNESDAY 03/04/2019	% CHANGE	
			DAY BEFORE	YTD
GENERAL	3745.7	3733.6	-0.32%	-1.67%
BANKS	7986.1	7965.5	-0.26%	-3.40%
INSURANCE	1350.3	1351.1	0.05%	-1.85%
SERVICES	785.9	779.1	-0.87%	-2.22%
INDUSTRY	2408.2	2404.1	-0.17%	4.01%

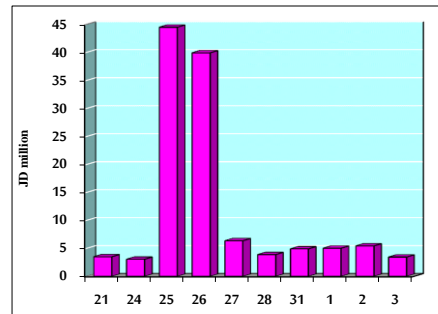
7- STOCK PRICE MARKET INDEX WEIGHTED BY FREE FLOAT MARKET CAP. (2012=1000)

	TUESDAY 02/04/2019	WEDNESDAY 03/04/2019	% CHANGE	
			DAY BEFORE	YTD
FIRST MARKET	1021.5	1016.5	-0.50%	0.51%
SECOND MARKET	854.2	851.0	-0.38%	2.33%

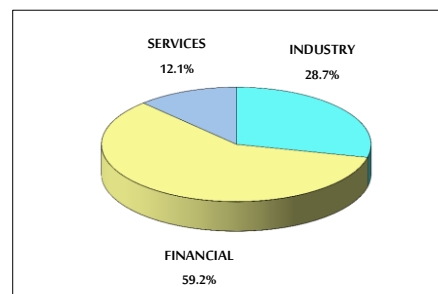
8- MARKET CAPITALIZATION (JD)

ASE MARKET CAPITALIZATION	15,873,572,309	15,826,861,918	-0.29%	-1.83%
---------------------------	----------------	----------------	--------	--------

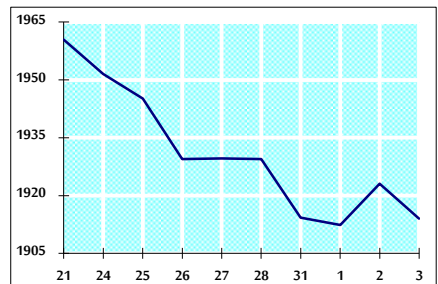
VALUE TRADED FROM 21/3 TO 3/4/2019



VALUE TRADED BY SECTOR WEDNESDAY 3/4/2019



GENERAL FREE FLOAT PRICE INDEX FROM 21/3 TO 3/4/2019



GENERAL PRICE INDEX FROM 21/3 TO 3/4/2019

