

Daily Summary for Amman Stock Exchange

1- VALUE TRADED (JD)

	2018	2019	NET CHANGE	CHANGE (%)
Daily	4,634,864	3,924,752	-710,112	-15.32%
Cumulative(1/4-4/4)	22,905,682	17,856,078	-5,049,604	-22.05%
Cumulative(2/1-4/4)	407,516,397	371,903,661	-35,612,736	-8.74%

2- NO. OF SHARES TRADED

	2018	2019	NET CHANGE	CHANGE (%)
Daily	5,842,451	3,983,784	-1,858,667	-31.81%
Cumulative(1/4-4/4)	24,571,827	19,830,565	-4,741,262	-19.30%
Cumulative(2/1-4/4)	346,033,791	269,252,932	-76,780,859	-22.19%

3- NO. OF TRANSACTIONS

	2018	2019	NET CHANGE	CHANGE (%)
Daily	2,206	2,345	139	6.30%
Cumulative(1/4-4/4)	10,004	10,192	188	1.88%
Cumulative(2/1-4/4)	158,743	130,177	-28,566	-18.00%

4- SOME FINANCIAL RATIOS FOR THE ASE (4/4/2019)

SECTOR	P/E	P/BV	DIVIDEND YIELD (%)	TURNOVER (%)
FINANCIAL	11.977	1.061	5.371	0.061
SERVICES	17.122	1.156	4.332	0.037
INDUSTRY	18.411	1.312	0.953	0.090
OVERALL	12.311	1.136	4.550	0.059

5- STOCK PRICE INDEX WEIGHTED BY FREE FLOAT MARKET CAPITALIZATION (1999=1000)

	WEDNESDAY 03/04/2019	THURSDAY 04/04/2019	% CHANGE	
			DAY BEFORE	YTD
GENERAL	1914.1	1908.5	-0.29%	-0.02%
FINANCIAL	2663.8	2657.9	-0.22%	0.20%
SERVICES	1281.0	1280.2	-0.07%	0.03%
INDUSTRY	1854.9	1842.0	-0.70%	-2.16%

6- STOCK PRICE INDEX WEIGHTED BY MARKET CAPITALIZATION (1991=1000)

	WEDNESDAY 03/04/2019	THURSDAY 04/04/2019	% CHANGE	
			DAY BEFORE	YTD
GENERAL	3733.6	3717.4	-0.43%	-2.10%
BANKS	7965.5	7928.6	-0.46%	-3.85%
INSURANCE	1351.1	1357.5	0.47%	-1.38%
SERVICES	779.1	775.4	-0.48%	-2.69%
INDUSTRY	2404.1	2396.0	-0.34%	3.66%

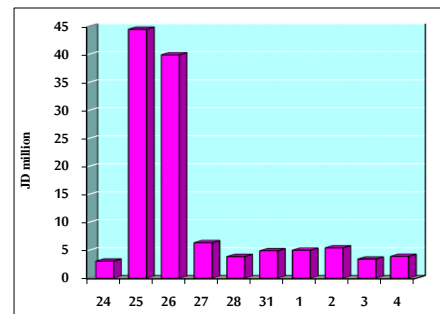
7- STOCK PRICE MARKET INDEX WEIGHTED BY FREE FLOAT MARKET CAP. (2012=1000)

	WEDNESDAY 03/04/2019	THURSDAY 04/04/2019	% CHANGE	
			DAY BEFORE	YTD
FIRST MARKET	1016.5	1013.1	-0.34%	0.17%
SECOND MARKET	851.0	851.6	0.07%	2.40%

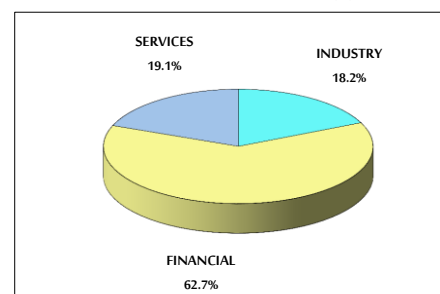
8- MARKET CAPITALIZATION (JD)

ASE MARKET CAPITALIZATION	15,826,861,918	15,766,459,473	-0.38%	-2.21%
---------------------------	----------------	----------------	--------	--------

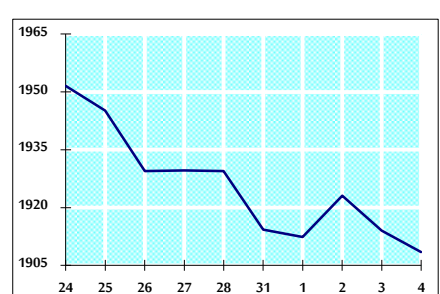
VALUE TRADED FROM 24/3 TO 4/4/2019



VALUE TRADED BY SECTOR THURSDAY 4/4/2019



GENERAL FREE FLOAT PRICE INDEX FROM 24/3 TO 4/4/2019



GENERAL PRICE INDEX FROM 24/3 TO 4/4/2019

