

Daily Summary for Amman Stock Exchange

VALUE TRADED (JD)

	2019	2020	NET CHANGE	CHANGE (%)
Daily	8,072,317	4,805,329	-3,266,988	-40.47%
Cumulative(1/6-23/6)	97,180,875	80,133,581	-17,047,294	-17.54%
Cumulative(2/1-23/6)	668,065,709	395,766,050	-272,299,659	-40.76%

NO. OF SHARES TRADED

	2019	2020	NET CHANGE	CHANGE (%)
Daily	7,486,388	4,933,846	-2,552,542	-34.10%
Cumulative(1/6-23/6)	92,824,204	92,890,539	66,335	0.07%
Cumulative(2/1-23/6)	534,254,676	381,952,753	-152,301,923	-28.51%

NO. OF TRANSACTIONS

	2019	2020	NET CHANGE	CHANGE (%)
Daily	3,110	1,504	-1,606	-51.64%
Cumulative(1/6-23/6)	43,892	29,252	-14,640	-33.35%
Cumulative(2/1-23/6)	243,435	153,676	-89,759	-36.87%

SOME FINANCIAL RATIOS FOR THE ASE (23/6/2020)

SECTOR	P/E	P/BV	DIVIDEND YIELD (%)	TURNOVER (%)
FINANCIAL	9.650	0.782	0.171	0.074
SERVICES	12.874	0.996	4.774	0.059
INDUSTRY	14.962	1.221	3.409	0.103
OVERALL	10.130	0.886	1.705	0.074

STOCK PRICE INDEX WEIGHTED BY FREE FLOAT MARKET CAPITALIZATION (1999=1000)

	MONDAY 22/06/2020	TUESDAY 23/06/2020	% CHANGE	
			DAY BEFORE	YTD
GENERAL	1630.9	1628.0	-0.18%	-10.31%
FINANCIAL	2149.5	2147.8	-0.08%	-12.34%
SERVICES	1193.8	1190.1	-0.31%	-7.96%
INDUSTRY	1804.8	1800.0	-0.26%	-3.07%

STOCK PRICE INDEX WEIGHTED BY FREE FLOAT MARKET CAPITALIZATION ASE20 (2014=1000)

	803.2	801.6	-0.19%	-10.03%
--	-------	-------	--------	---------

STOCK PRICE INDEX WEIGHTED BY MARKET CAPITALIZATION (1991=1000)

	MONDAY 22/06/2020	TUESDAY 23/06/2020	% CHANGE	
			DAY BEFORE	YTD
GENERAL	3003.2	2996.7	-0.22%	-14.71%
BANKS	5810.3	5799.1	-0.19%	-18.27%
INSURANCE	1326.0	1326.9	0.07%	3.46%
SERVICES	677.8	676.5	-0.19%	-8.05%
INDUSTRY	2326.2	2319.5	-0.29%	-11.24%

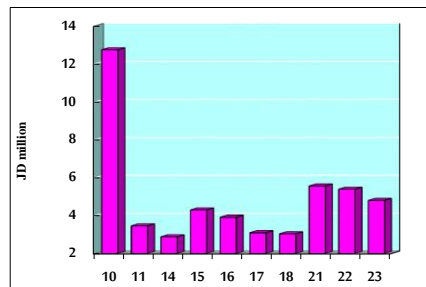
STOCK PRICE MARKET INDEX WEIGHTED BY FREE FLOAT MARKET CAP. (2012=1000)

	MONDAY 22/06/2020	TUESDAY 23/06/2020	% CHANGE	
			DAY BEFORE	YTD
FIRST MARKET	864.6	863.4	-0.15%	-9.68%
SECOND MARKET	759.0	757.7	-0.17%	-9.37%

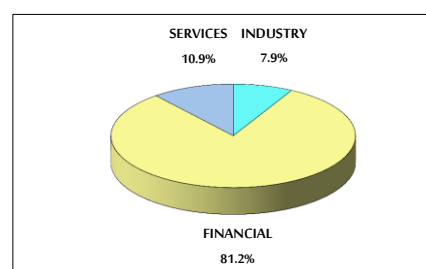
MARKET CAPITALIZATION (JD)

	12,766,699,172	12,741,155,892	-0.20%	-14.57%
--	----------------	----------------	--------	---------

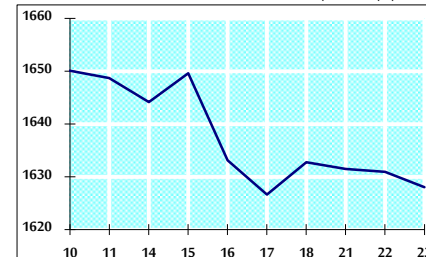
VALUE TRADED FROM 10/6 TO 23/6/2020



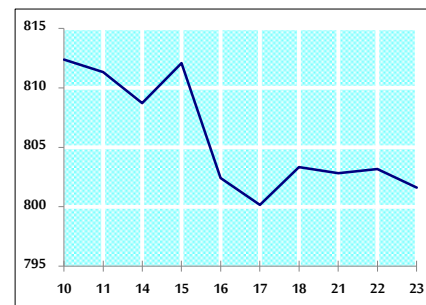
VALUE TRADED BY SECTOR TUESDAY 23/6/2020



GENERAL FREE FLOAT PRICE INDEX FROM 10/6 TO 23/6/2020



ASE20 FREE FLOAT PRICE INDEX FROM 10/6 TO 23/6/2020



GENERAL PRICE INDEX FROM 10/6 TO 23/6/2020

