

Daily Summary for Amman Stock Exchange

VALUE TRADED (JD)

	2020	2021	NET CHANGE	CHANGE (%)
Daily	5,777,521	7,040,114	1,262,593	21.85%
Cumulative(1/3-1/3)	5,777,521	7,040,114	1,262,593	21.85%
Cumulative(3/1-1/3)	233,097,909	355,534,992	122,437,083	52.53%

NO. OF SHARES TRADED

	2020	2021	NET CHANGE	CHANGE (%)
Daily	5,631,394	5,782,133	150,739	2.68%
Cumulative(1/3-1/3)	5,631,394	5,782,133	150,739	2.68%
Cumulative(3/1-1/3)	214,550,119	333,860,910	119,310,791	55.61%

NO. OF TRANSACTIONS

	2020	2021	NET CHANGE	CHANGE (%)
Daily	1,904	2,887	983	51.63%
Cumulative(1/3-1/3)	1,904	2,887	983	51.63%
Cumulative(3/1-1/3)	91,282	126,547	35,265	38.63%

SOME FINANCIAL RATIOS FOR THE ASE (1/3/2021)

SECTOR	P/E	P/BV	DIVIDEND YIELD (%)	TURNOVER (%)
FINANCIAL	21.718	0.749	2.310	0.076
SERVICES	12.372	1.079	4.880	0.094
INDUSTRY	19.562	1.548	3.187	0.165
OVERALL	18.603	0.903	3.055	0.091

STOCK PRICE INDEX WEIGHTED BY FREE FLOAT MARKET CAPITALIZATION (1999=1000)

	SUNDAY 28/02/2021	MONDAY 01/03/2021	% CHANGE	
			DAY BEFORE	YTD
GENERAL	1761.4	1767.2	0.33%	6.64%
FINANCIAL	2255.7	2259.7	0.18%	4.06%
SERVICES	1201.9	1194.7	-0.60%	4.07%
INDUSTRY	2488.3	2547.6	2.38%	20.19%

STOCK PRICE INDEX WEIGHTED BY FREE FLOAT MARKET CAPITALIZATION ASE20 (2014=1000)

	864.3	868.9	0.53%	7.74%
--	-------	-------	-------	-------

STOCK PRICE INDEX WEIGHTED BY MARKET CAPITALIZATION (1991=1000)

	SUNDAY 28/02/2021	MONDAY 01/03/2021	% CHANGE	
			DAY BEFORE	YTD
GENERAL	3237.5	3274.3	1.14%	7.37%
BANKS	5519.1	5532.6	0.24%	2.25%
INSURANCE	1272.8	1273.4	0.05%	-2.73%
SERVICES	721.9	720.9	-0.15%	2.36%
INDUSTRY	3318.4	3435.2	3.52%	21.90%

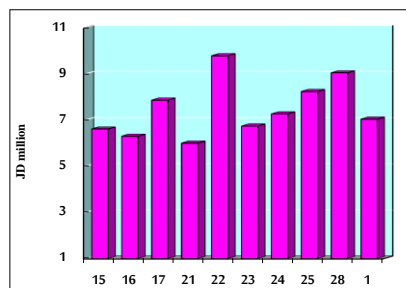
STOCK PRICE MARKET INDEX WEIGHTED BY FREE FLOAT MARKET CAP. (2012=1000)

	SUNDAY 28/02/2021	MONDAY 01/03/2021	% CHANGE	
			DAY BEFORE	YTD
FIRST MARKET	927.1	931.4	0.46%	7.26%
SECOND MARKET	912.0	909.3	-0.29%	4.36%

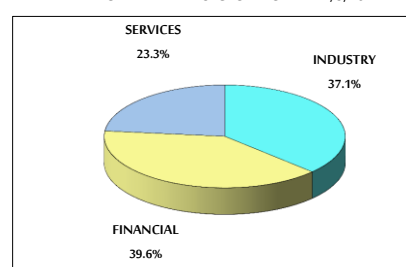
MARKET CAPITALIZATION (JD)

	13,598,810,623	13,728,401,841	0.95%	6.36%
--	----------------	----------------	-------	-------

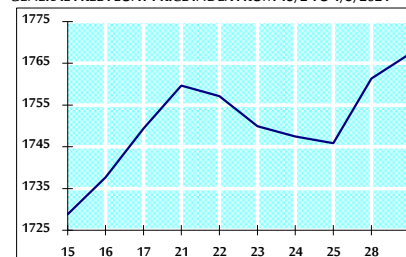
VALUE TRADED FROM 15/2 TO 1/3/2021



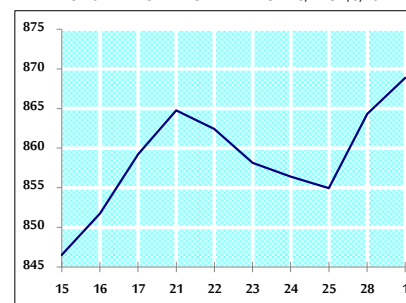
VALUE TRADED BY SECTOR MONDAY 1/3/2021



GENERAL FREE FLOAT PRICE INDEX FROM 15/2 TO 1/3/2021



ASE20 FREE FLOAT PRICE INDEX FROM 15/2 TO 1/3/2021



GENERAL PRICE INDEX FROM 15/2 TO 1/3/2021

