

Daily Summary for Amman Stock Exchange

VALUE TRADED (JD)

	2020	2021	NET CHANGE	CHANGE (%)
Daily	4,559,669	7,419,805	2,860,136	62.73%
Cumulative(1/3-2/3)	10,337,190	14,459,919	4,122,729	39.88%
Cumulative(3/1-2/3)	237,657,578	362,954,797	125,297,219	52.72%

NO. OF SHARES TRADED

	2020	2021	NET CHANGE	CHANGE (%)
Daily	5,166,511	7,015,360	1,848,849	35.79%
Cumulative(1/3-2/3)	10,797,905	12,797,493	1,999,588	18.52%
Cumulative(3/1-2/3)	219,716,630	340,876,270	121,159,640	55.14%

NO. OF TRANSACTIONS

	2020	2021	NET CHANGE	CHANGE (%)
Daily	2,044	2,940	896	43.84%
Cumulative(1/3-2/3)	3,948	5,827	1,879	47.59%
Cumulative(3/1-2/3)	93,326	129,487	36,161	38.75%

SOME FINANCIAL RATIOS FOR THE ASE (2/3/2021)

SECTOR	P/E	P/BV	DIVIDEND YIELD (%)	TURNOVER (%)
FINANCIAL	21.662	0.745	2.321	0.078
SERVICES	12.330	1.076	4.897	0.119
INDUSTRY	20.191	1.598	3.088	0.267
OVERALL	18.732	0.908	3.037	0.110

STOCK PRICE INDEX WEIGHTED BY FREE FLOAT MARKET CAPITALIZATION (1999=1000)

	MONDAY 01/03/2021	TUESDAY 02/03/2021	% CHANGE	
			DAY BEFORE	YTD
GENERAL	1767.2	1765.0	-0.12%	6.51%
FINANCIAL	2259.7	2247.9	-0.53%	3.51%
SERVICES	1194.7	1189.1	-0.47%	3.58%
INDUSTRY	2547.6	2605.5	2.27%	22.92%

STOCK PRICE INDEX WEIGHTED BY FREE FLOAT MARKET CAPITALIZATION ASE20 (2014=1000)

	868.9	867.6	-0.15%	7.57%
--	-------	-------	--------	-------

STOCK PRICE INDEX WEIGHTED BY MARKET CAPITALIZATION (1991=1000)

	MONDAY 01/03/2021	TUESDAY 02/03/2021	% CHANGE	
			DAY BEFORE	YTD
GENERAL	3274.3	3293.1	0.57%	7.98%
BANKS	5532.6	5501.5	-0.56%	1.68%
INSURANCE	1273.4	1272.7	-0.06%	-2.79%
SERVICES	720.9	718.7	-0.30%	2.06%
INDUSTRY	3435.2	3542.1	3.11%	25.69%

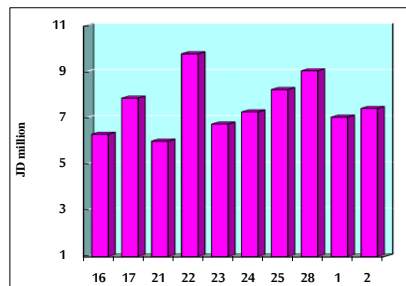
STOCK PRICE MARKET INDEX WEIGHTED BY FREE FLOAT MARKET CAP. (2012=1000)

	MONDAY 01/03/2021	TUESDAY 02/03/2021	% CHANGE	
			DAY BEFORE	YTD
FIRST MARKET	931.4	929.4	-0.21%	7.03%
SECOND MARKET	909.3	913.7	0.48%	4.86%

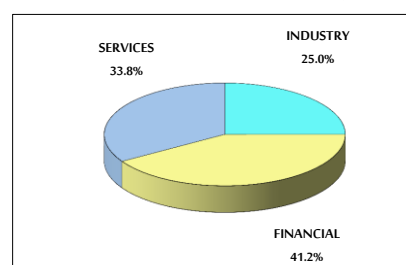
MARKET CAPITALIZATION (JD)

	13,728,401,841	13,794,083,688	0.48%	6.87%
--	----------------	----------------	-------	-------

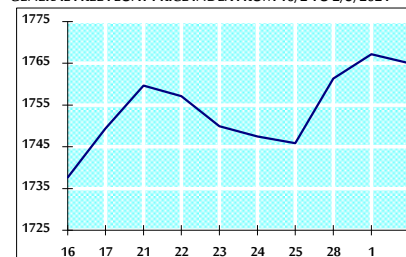
VALUE TRADED FROM 16/2 TO 2/3/2021



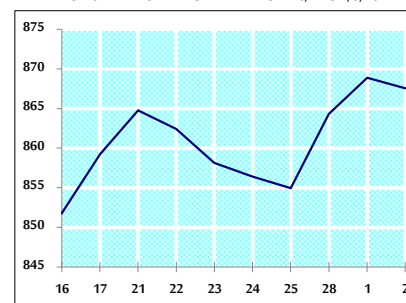
VALUE TRADED BY SECTOR TUESDAY 2/3/2021



GENERAL FREE FLOAT PRICE INDEX FROM 16/2 TO 2/3/2021



ASE20 FREE FLOAT PRICE INDEX FROM 16/2 TO 2/3/2021



GENERAL PRICE INDEX FROM 16/2 TO 2/3/2021

