

## Daily Summary for Amman Stock Exchange

### VALUE TRADED (JD)

	2020	2021	NET CHANGE	CHANGE (%)
Daily	3,382,522	5,744,082	2,361,560	69.82%
Cumulative(1/3-4/3)	19,652,596	26,212,933	6,560,337	33.38%
Cumulative(3/1-4/3)	246,972,984	374,707,811	127,734,827	51.72%

### NO. OF SHARES TRADED

	2020	2021	NET CHANGE	CHANGE (%)
Daily	4,128,912	5,424,413	1,295,501	31.38%
Cumulative(1/3-4/3)	20,258,323	25,037,077	4,778,754	23.59%
Cumulative(3/1-4/3)	229,177,048	353,115,854	123,938,806	54.08%

### NO. OF TRANSACTIONS

	2020	2021	NET CHANGE	CHANGE (%)
Daily	1,796	2,374	578	32.18%
Cumulative(1/3-4/3)	7,851	11,073	3,222	41.04%
Cumulative(3/1-4/3)	97,229	134,733	37,504	38.57%

### SOME FINANCIAL RATIOS FOR THE ASE (4/3/2021)

SECTOR	P/E	P/BV	DIVIDEND YIELD (%)	TURNOVER (%)
FINANCIAL	21.530	0.743	2.330	0.046
SERVICES	12.227	1.067	4.938	0.093
INDUSTRY	20.608	1.631	3.026	0.280
OVERALL	18.775	0.910	3.030	0.085

### STOCK PRICE INDEX WEIGHTED BY FREE FLOAT MARKET CAPITALIZATION (1999=1000)

	WEDNESDAY 03/03/2021	THURSDAY 04/03/2021	% CHANGE	
			DAY BEFORE	YTD
GENERAL	1764.4	1763.5	-0.05%	6.41%
FINANCIAL	2241.8	2237.3	-0.20%	3.02%
SERVICES	1181.3	1184.1	0.24%	3.14%
INDUSTRY	2652.0	2647.8	-0.16%	24.91%

### STOCK PRICE INDEX WEIGHTED BY FREE FLOAT MARKET CAPITALIZATION ASE20 (2014=1000)

	867.7	866.5	-0.13%	7.44%
--	-------	-------	--------	-------

### STOCK PRICE INDEX WEIGHTED BY MARKET CAPITALIZATION (1991=1000)

	WEDNESDAY 03/03/2021	THURSDAY 04/03/2021	% CHANGE	
			DAY BEFORE	YTD
GENERAL	3308.9	3300.7	-0.25%	8.24%
BANKS	5481.6	5473.3	-0.15%	1.16%
INSURANCE	1272.2	1266.2	-0.47%	-3.29%
SERVICES	713.9	714.3	0.05%	1.43%
INDUSTRY	3632.0	3611.2	-0.57%	28.15%

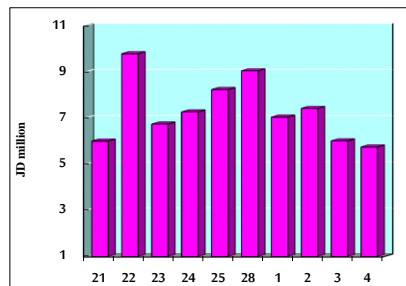
### STOCK PRICE MARKET INDEX WEIGHTED BY FREE FLOAT MARKET CAP. (2012=1000)

	WEDNESDAY 03/03/2021	THURSDAY 04/03/2021	% CHANGE	
			DAY BEFORE	YTD
FIRST MARKET	929.4	928.7	-0.07%	6.94%
SECOND MARKET	911.6	911.6	0.00%	4.61%

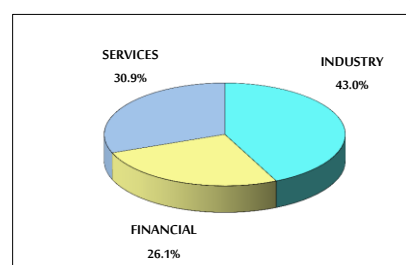
### MARKET CAPITALIZATION (JD)

	13,850,882,853	13,819,331,110	-0.23%	7.06%
--	----------------	----------------	--------	-------

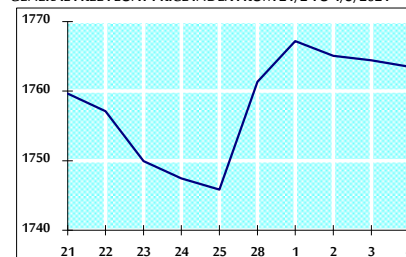
### VALUE TRADED FROM 21/2 TO 4/3/2021



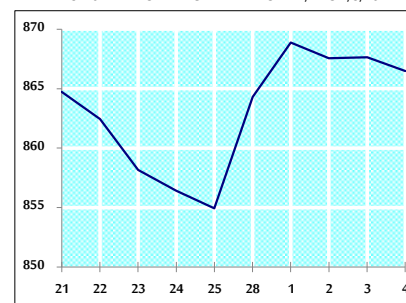
### VALUE TRADED BY SECTOR THURSDAY 4/3/2021



### GENERAL FREE FLOAT PRICE INDEX FROM 21/2 TO 4/3/2021



### ASE20 FREE FLOAT PRICE INDEX FROM 21/2 TO 4/3/2021



### GENERAL PRICE INDEX FROM 21/2 TO 4/3/2021

