

Daily Summary for Amman Stock Exchange

VALUE TRADED (JD)

	2020	2021	NET CHANGE	CHANGE (%)
Daily	5,932,884	6,008,932	76,048	1.28%
Cumulative(1/3-3/3)	16,270,074	20,468,851	4,198,777	25.81%
Cumulative(3/1-3/3)	243,590,462	368,963,729	125,373,267	51.47%

NO. OF SHARES TRADED

	2020	2021	NET CHANGE	CHANGE (%)
Daily	5,331,506	6,815,171	1,483,665	27.83%
Cumulative(1/3-3/3)	16,129,411	19,612,664	3,483,253	21.60%
Cumulative(3/1-3/3)	225,048,136	347,691,441	122,643,305	54.50%

NO. OF TRANSACTIONS

	2020	2021	NET CHANGE	CHANGE (%)
Daily	2,107	2,872	765	36.31%
Cumulative(1/3-3/3)	6,055	8,699	2,644	43.67%
Cumulative(3/1-3/3)	95,433	132,359	36,926	38.69%

SOME FINANCIAL RATIOS FOR THE ASE (3/3/2021)

SECTOR	P/E	P/BV	DIVIDEND YIELD (%)	TURNOVER (%)
FINANCIAL	21.605	0.743	2.327	0.076
SERVICES	12.221	1.066	4.941	0.108
INDUSTRY	20.743	1.642	3.006	0.267
OVERALL	18.822	0.912	3.023	0.107

STOCK PRICE INDEX WEIGHTED BY FREE FLOAT MARKET CAPITALIZATION (1999=1000)

	TUESDAY 02/03/2021	WEDNESDAY 03/03/2021	% CHANGE	
			DAY BEFORE	YTD
GENERAL	1765.0	1764.4	-0.03%	6.47%
FINANCIAL	2247.9	2241.8	-0.27%	3.23%
SERVICES	1189.1	1181.3	-0.66%	2.90%
INDUSTRY	2605.5	2652.0	1.79%	25.11%

STOCK PRICE INDEX WEIGHTED BY FREE FLOAT MARKET CAPITALIZATION ASE20 (2014=1000)

	867.6	867.7	0.01%	7.58%
--	-------	-------	-------	-------

STOCK PRICE INDEX WEIGHTED BY MARKET CAPITALIZATION (1991=1000)

	TUESDAY 02/03/2021	WEDNESDAY 03/03/2021	% CHANGE	
			DAY BEFORE	YTD
GENERAL	3293.1	3308.9	0.48%	8.50%
BANKS	5501.5	5481.6	-0.36%	1.31%
INSURANCE	1272.7	1272.2	-0.04%	-2.83%
SERVICES	718.7	713.9	-0.67%	1.37%
INDUSTRY	3542.1	3632.0	2.54%	28.88%

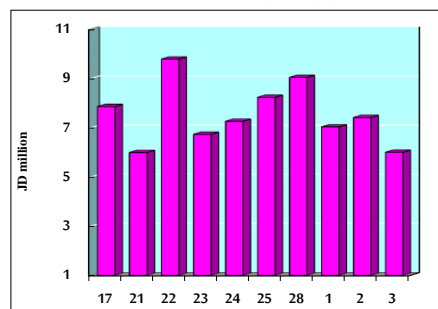
STOCK PRICE MARKET INDEX WEIGHTED BY FREE FLOAT MARKET CAP. (2012=1000)

	TUESDAY 02/03/2021	WEDNESDAY 03/03/2021	% CHANGE	
			DAY BEFORE	YTD
FIRST MARKET	929.4	929.4	0.00%	7.02%
SECOND MARKET	913.7	911.6	-0.24%	4.61%

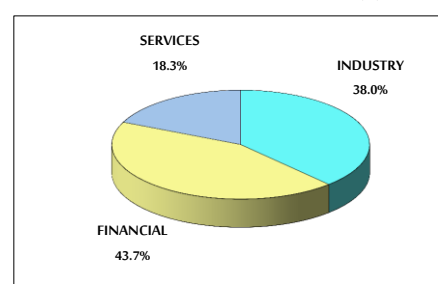
MARKET CAPITALIZATION (JD)

	13,794,083,688	13,850,882,853	0.41%	7.31%
--	----------------	----------------	-------	-------

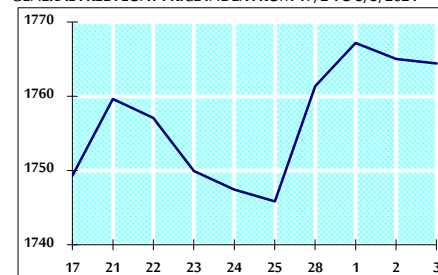
VALUE TRADED FROM 17/2 TO 3/3/2021



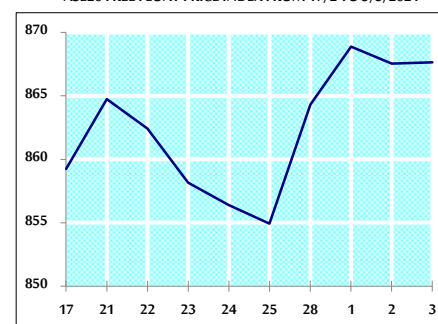
VALUE TRADED BY SECTOR WEDNESDAY 3/3/2021



GENERAL FREE FLOAT PRICE INDEX FROM 17/2 TO 3/3/2021



ASE20 FREE FLOAT PRICE INDEX FROM 17/2 TO 3/3/2021



GENERAL PRICE INDEX FROM 17/2 TO 3/3/2021

