

Daily Summary for Amman Stock Exchange

VALUE TRADED (JD)

	2020	2021	NET CHANGE	CHANGE (%)
Daily	6,565,907	8,511,250	1,945,343	29.63%
Cumulative(1/3-8/3)	32,488,887	42,143,760	9,654,873	29.72%
Cumulative(3/1-8/3)	259,809,275	390,638,638	130,829,363	50.36%

NO. OF SHARES TRADED

	2020	2021	NET CHANGE	CHANGE (%)
Daily	5,805,000	6,720,727	915,727	15.77%
Cumulative(1/3-8/3)	30,382,305	37,724,345	7,342,040	24.17%
Cumulative(3/1-8/3)	239,301,030	365,803,122	126,502,092	52.86%

NO. OF TRANSACTIONS

	2020	2021	NET CHANGE	CHANGE (%)
Daily	2,401	3,492	1,091	45.44%
Cumulative(1/3-8/3)	12,679	17,213	4,534	35.76%
Cumulative(3/1-8/3)	102,057	140,873	38,816	38.03%

SOME FINANCIAL RATIOS FOR THE ASE (8/3/2021)

SECTOR	P/E	P/BV	DIVIDEND YIELD (%)	TURNOVER (%)
FINANCIAL	21.345	0.743	2.329	0.046
SERVICES	12.364	1.079	4.883	0.192
INDUSTRY	20.672	1.640	3.033	0.284
OVERALL	18.737	0.913	3.027	0.106

STOCK PRICE INDEX WEIGHTED BY FREE FLOAT MARKET CAPITALIZATION (1999=1000)

	SUNDAY 07/03/2021	MONDAY 08/03/2021	% CHANGE	
			DAY BEFORE	YTD
GENERAL	1772.1	1773.7	0.09%	7.03%
FINANCIAL	2237.9	2233.3	-0.20%	2.84%
SERVICES	1200.1	1220.2	1.68%	6.29%
INDUSTRY	2668.9	2631.3	-1.41%	24.13%

STOCK PRICE INDEX WEIGHTED BY FREE FLOAT MARKET CAPITALIZATION ASE20 (2014=1000)

	874.0	873.8	-0.02%	8.35%
--	-------	-------	--------	-------

STOCK PRICE INDEX WEIGHTED BY MARKET CAPITALIZATION (1991=1000)

	SUNDAY 07/03/2021	MONDAY 08/03/2021	% CHANGE	
			DAY BEFORE	YTD
GENERAL	3323.5	3313.4	-0.31%	8.65%
BANKS	5467.9	5476.8	0.16%	1.22%
INSURANCE	1272.0	1276.1	0.32%	-2.53%
SERVICES	710.8	709.6	-0.16%	0.76%
INDUSTRY	3706.2	3663.0	-1.17%	29.98%

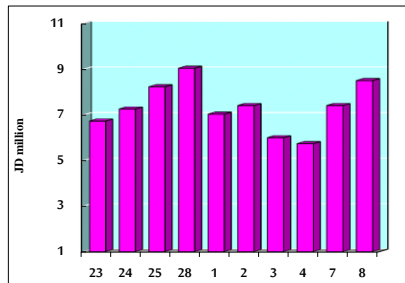
STOCK PRICE MARKET INDEX WEIGHTED BY FREE FLOAT MARKET CAP. (2012=1000)

	SUNDAY 07/03/2021	MONDAY 08/03/2021	% CHANGE	
			DAY BEFORE	YTD
FIRST MARKET	935.7	936.0	0.03%	7.78%
SECOND MARKET	902.6	906.0	0.38%	3.98%

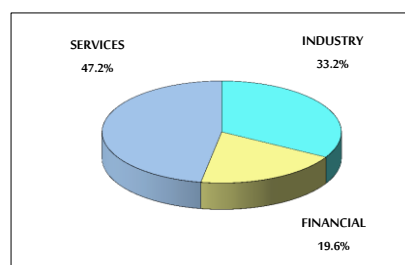
MARKET CAPITALIZATION (JD)

	13,902,677,167	13,867,312,623	-0.25%	7.43%
--	----------------	----------------	--------	-------

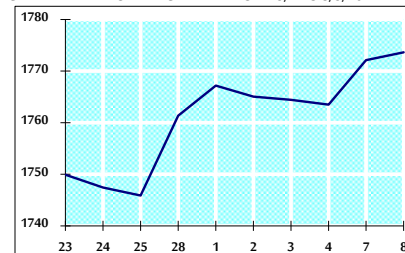
VALUE TRADED FROM 23/2 TO 8/3/2021



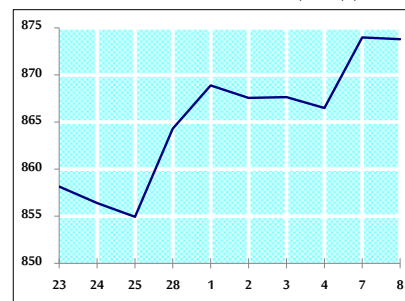
VALUE TRADED BY SECTOR MONDAY 8/3/2021



GENERAL FREE FLOAT PRICE INDEX FROM 23/2 TO 8/3/2021



ASE20 FREE FLOAT PRICE INDEX FROM 23/2 TO 8/3/2021



GENERAL PRICE INDEX FROM 23/2 TO 8/3/2021

