

Daily Summary for Amman Stock Exchange

VALUE TRADED (JD)

	2020	2021	NET CHANGE	CHANGE (%)
Daily	4,527,085	6,267,905	1,740,820	38.45%
Cumulative(1/3-16/3)	57,044,824	87,100,573	30,055,749	52.69%
Cumulative(3/1-16/3)	284,365,212	435,595,451	151,230,239	53.18%

NO. OF SHARES TRADED

	2020	2021	NET CHANGE	CHANGE (%)
Daily	2,877,096	4,911,859	2,034,763	70.72%
Cumulative(1/3-16/3)	52,286,764	81,595,595	29,308,831	56.05%
Cumulative(3/1-16/3)	261,205,489	409,674,372	148,468,883	56.84%

NO. OF TRANSACTIONS

	2020	2021	NET CHANGE	CHANGE (%)
Daily	1,307	2,454	1,147	87.76%
Cumulative(1/3-16/3)	24,690	32,317	7,627	30.89%
Cumulative(3/1-16/3)	114,068	155,977	41,909	36.74%

SOME FINANCIAL RATIOS FOR THE ASE (16/3/2021)

SECTOR	P/E	P/BV	DIVIDEND YIELD (%)	TURNOVER (%)
FINANCIAL	20.951	0.731	2.373	0.051
SERVICES	12.268	1.054	5.015	0.129
INDUSTRY	18.697	1.479	3.361	0.130
OVERALL	17.887	0.874	3.161	0.077

STOCK PRICE INDEX WEIGHTED BY FREE FLOAT MARKET CAPITALIZATION (1999=1000)

	MONDAY 15/03/2021	TUESDAY 16/03/2021	% CHANGE	
			DAY BEFORE	YTD
GENERAL	1738.5	1719.7	-1.08%	3.77%
FINANCIAL	2206.2	2194.1	-0.55%	1.03%
SERVICES	1188.2	1174.1	-1.19%	2.27%
INDUSTRY	2541.6	2478.4	-2.49%	16.92%

STOCK PRICE INDEX WEIGHTED BY FREE FLOAT MARKET CAPITALIZATION ASE20 (2014=1000)

	MONDAY 15/03/2021	TUESDAY 16/03/2021	% CHANGE
	854.0	843.4	-1.25%

STOCK PRICE INDEX WEIGHTED BY MARKET CAPITALIZATION (1991=1000)

	MONDAY 15/03/2021	TUESDAY 16/03/2021	% CHANGE	
			DAY BEFORE	YTD
GENERAL	3215.4	3170.3	-1.40%	3.96%
BANKS	5399.5	5384.9	-0.27%	-0.47%
INSURANCE	1257.6	1259.4	0.14%	-3.80%
SERVICES	706.8	702.5	-0.61%	-0.25%
INDUSTRY	3412.3	3280.6	-3.86%	16.41%

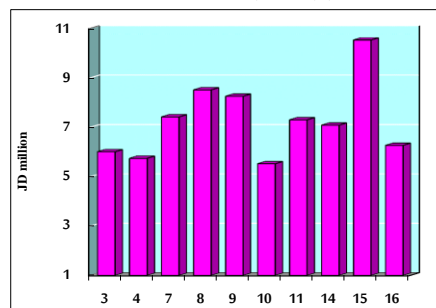
STOCK PRICE MARKET INDEX WEIGHTED BY FREE FLOAT MARKET CAP. (2012=1000)

	MONDAY 15/03/2021	TUESDAY 16/03/2021	% CHANGE	
			DAY BEFORE	YTD
FIRST MARKET	915.6	905.0	-1.16%	4.22%
SECOND MARKET	897.3	891.7	-0.62%	2.33%

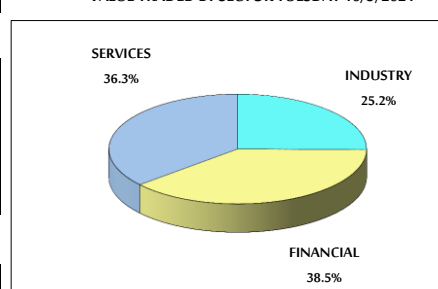
MARKET CAPITALIZATION (JD)

	MONDAY 15/03/2021	TUESDAY 16/03/2021	% CHANGE
	13,513,407,003	13,353,468,570	-1.18%

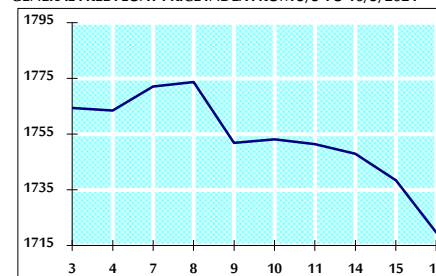
VALUE TRADED FROM 3/3 TO 16/3/2021



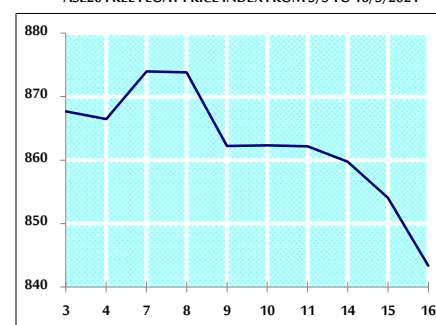
VALUE TRADED BY SECTOR TUESDAY 16/3/2021



GENERAL FREE FLOAT PRICE INDEX FROM 3/3 TO 16/3/2021



ASE20 FREE FLOAT PRICE INDEX FROM 3/3 TO 16/3/2021



GENERAL PRICE INDEX FROM 3/3 TO 16/3/2021

