

Daily Summary for Amman Stock Exchange

VALUE TRADED (JD)

	2020	2021	NET CHANGE	CHANGE (%)
Daily	-	6,612,090	-	-
Cumulative(1/3-17/3)	57,044,824	93,712,663	36,667,839	64.28%
Cumulative(3/1-17/3)	284,365,212	442,207,541	157,842,329	55.51%

NO. OF SHARES TRADED

	2020	2021	NET CHANGE	CHANGE (%)
Daily	-	5,696,291	-	-
Cumulative(1/3-17/3)	52,286,764	87,291,886	35,005,122	66.95%
Cumulative(3/1-17/3)	261,205,489	415,370,663	154,165,174	59.02%

NO. OF TRANSACTIONS

	2020	2021	NET CHANGE	CHANGE (%)
Daily	-	2,402	-	-
Cumulative(1/3-17/3)	24,690	34,719	10,029	40.62%
Cumulative(3/1-17/3)	114,068	158,379	44,311	38.85%

SOME FINANCIAL RATIOS FOR THE ASE (17/3/2021)

SECTOR	P/E	P/BV	DIVIDEND YIELD (%)	TURNOVER (%)
FINANCIAL	21.200	0.730	2.580	0.059
SERVICES	12.326	1.059	4.992	0.187
INDUSTRY	22.677	1.499	0.724	0.093
OVERALL	18.937	0.879	2.530	0.090

STOCK PRICE INDEX WEIGHTED BY FREE FLOAT MARKET CAPITALIZATION (1999=1000)

	TUESDAY 16/03/2021	WEDNESDAY 17/03/2021	% CHANGE	
			DAY BEFORE	YTD
GENERAL	1719.7	1733.8	0.82%	4.62%
FINANCIAL	2194.1	2197.3	0.14%	1.18%
SERVICES	1174.1	1188.9	1.26%	3.56%
INDUSTRY	2478.4	2534.3	2.26%	19.56%

STOCK PRICE INDEX WEIGHTED BY FREE FLOAT MARKET CAPITALIZATION ASE20 (2014=1000)

	843.4	852.2	1.04%	5.66%
--	-------	-------	-------	-------

STOCK PRICE INDEX WEIGHTED BY MARKET CAPITALIZATION (1991=1000)

	TUESDAY 16/03/2021	WEDNESDAY 17/03/2021	% CHANGE	
			DAY BEFORE	YTD
GENERAL	3170.3	3203.1	1.03%	5.04%
BANKS	5384.9	5389.8	0.09%	-0.38%
INSURANCE	1259.4	1250.0	-0.74%	-4.52%
SERVICES	702.5	700.0	-0.35%	-0.60%
INDUSTRY	3280.6	3396.9	3.55%	20.54%

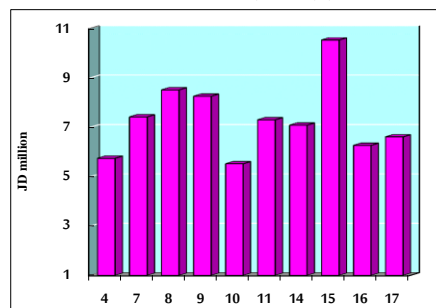
STOCK PRICE MARKET INDEX WEIGHTED BY FREE FLOAT MARKET CAP. (2012=1000)

	TUESDAY 16/03/2021	WEDNESDAY 17/03/2021	% CHANGE	
			DAY BEFORE	YTD
FIRST MARKET	905.0	913.6	0.95%	5.21%
SECOND MARKET	891.7	893.8	0.24%	2.58%

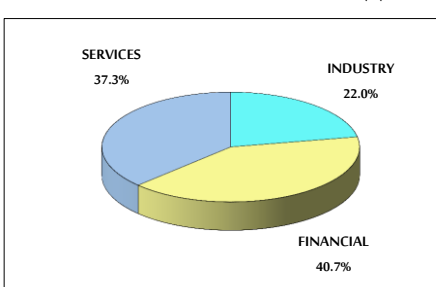
MARKET CAPITALIZATION (JD)

	13,353,468,570	13,467,348,243	0.85%	4.33%
--	----------------	----------------	-------	-------

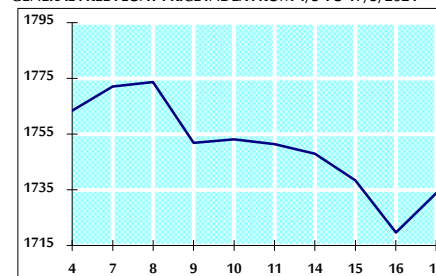
VALUE TRADED FROM 4/3 TO 17/3/2021



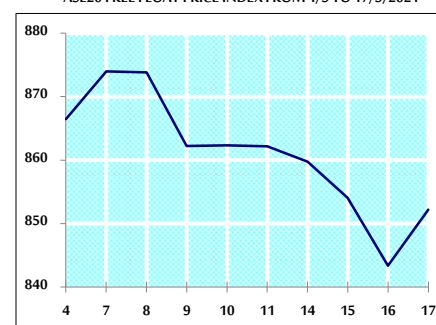
VALUE TRADED BY SECTOR WEDNESDAY 17/3/2021



GENERAL FREE FLOAT PRICE INDEX FROM 4/3 TO 17/3/2021



ASE20 FREE FLOAT PRICE INDEX FROM 4/3 TO 17/3/2021



GENERAL PRICE INDEX FROM 4/3 TO 17/3/2021

