

Daily Summary for Amman Stock Exchange

VALUE TRADED (JD)

	2020	2021	NET CHANGE	CHANGE (%)
Daily	-	6,169,531	-	-
Cumulative(1/3-18/3)	57,044,824	99,882,194	42,837,370	75.09%
Cumulative(3/1-18/3)	284,365,212	448,377,072	164,011,860	57.68%

NO. OF SHARES TRADED

	2020	2021	NET CHANGE	CHANGE (%)
Daily	-	5,548,074	-	-
Cumulative(1/3-18/3)	52,286,764	92,839,960	40,553,196	77.56%
Cumulative(3/1-18/3)	261,205,489	420,918,737	159,713,248	61.14%

NO. OF TRANSACTIONS

	2020	2021	NET CHANGE	CHANGE (%)
Daily	-	2,541	-	-
Cumulative(1/3-18/3)	24,690	37,260	12,570	50.91%
Cumulative(3/1-18/3)	114,068	160,920	46,852	41.07%

SOME FINANCIAL RATIOS FOR THE ASE (18/3/2021)

SECTOR	P/E	P/BV	DIVIDEND YIELD (%)	TURNOVER (%)
FINANCIAL	21.346	0.735	2.562	0.079
SERVICES	12.540	1.060	4.995	0.106
INDUSTRY	23.044	1.512	0.707	0.103
OVERALL	19.170	0.885	2.516	0.087

STOCK PRICE INDEX WEIGHTED BY FREE FLOAT MARKET CAPITALIZATION (1999=1000)

	WEDNESDAY 17/03/2021	THURSDAY 18/03/2021	% CHANGE	
			DAY BEFORE	YTD
GENERAL	1733.8	1752.6	1.10%	5.76%
FINANCIAL	2197.3	2227.9	1.39%	2.59%
SERVICES	1188.9	1192.0	0.26%	3.83%
INDUSTRY	2534.3	2556.1	0.86%	20.59%

STOCK PRICE INDEX WEIGHTED BY FREE FLOAT MARKET CAPITALIZATION ASE20 (2014=1000)

	852.2	863.6	1.34%	7.08%
--	-------	-------	-------	-------

STOCK PRICE INDEX WEIGHTED BY MARKET CAPITALIZATION (1991=1000)

	WEDNESDAY 17/03/2021	THURSDAY 18/03/2021	% CHANGE	
			DAY BEFORE	YTD
GENERAL	3203.1	3225.9	0.71%	5.78%
BANKS	5389.8	5428.4	0.72%	0.33%
INSURANCE	1250.0	1255.2	0.42%	-4.12%
SERVICES	700.0	703.5	0.51%	-0.10%
INDUSTRY	3396.9	3425.4	0.84%	21.55%

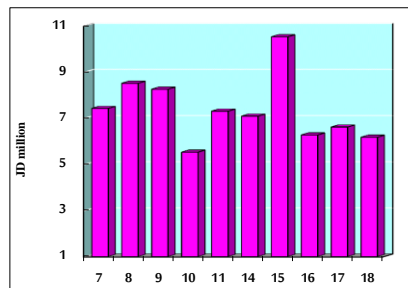
STOCK PRICE MARKET INDEX WEIGHTED BY FREE FLOAT MARKET CAP. (2012=1000)

	WEDNESDAY 17/03/2021	THURSDAY 18/03/2021	% CHANGE	
			DAY BEFORE	YTD
FIRST MARKET	913.6	924.5	1.19%	6.47%
SECOND MARKET	893.8	897.8	0.44%	3.03%

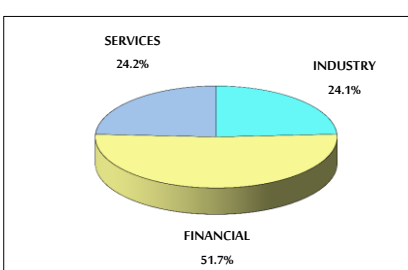
MARKET CAPITALIZATION (JD)

	13,467,348,243	13,551,478,816	0.62%	4.99%
--	----------------	----------------	-------	-------

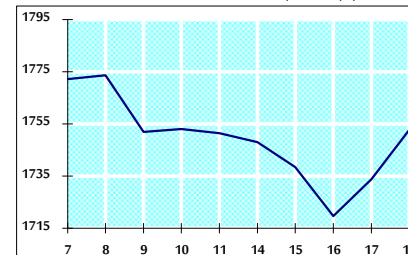
VALUE TRADED FROM 7/3 TO 18/3/2021



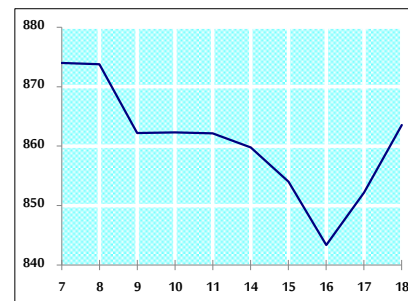
VALUE TRADED BY SECTOR THURSDAY 18/3/2021



GENERAL FREE FLOAT PRICE INDEX FROM 7/3 TO 18/3/2021



ASE20 FREE FLOAT PRICE INDEX FROM 7/3 TO 18/3/2021



GENERAL PRICE INDEX FROM 7/3 TO 18/3/2021

