

### Daily Summary for Amman Stock Exchange

VALUE TRADED (JD)

	2020	2021	NET CHANGE	CHANGE (%)
Daily	1,522,028	12,391,616	10,869,588	714.15%
Cumulative (2/5-24/5)	14,133,664	139,109,588	124,975,924	884.24%
Cumulative (3/1-24/5)	298,498,876	797,525,163	499,026,287	167.18%

NO. OF SHARES TRADED

	2020	2021	NET CHANGE	CHANGE (%)
Daily	1,268,049	8,538,551	7,270,502	573.36%
Cumulative (2/5-24/5)	11,559,117	92,153,933	80,594,816	697.24%
Cumulative (3/1-24/5)	272,764,606	704,503,349	431,738,743	158.28%

NO. OF TRANSACTIONS

	2020	2021	NET CHANGE	CHANGE (%)
Daily	615	5,382	4,767	775.12%
Cumulative (2/5-24/5)	4,735	55,439	50,704	1070.83%
Cumulative (3/1-24/5)	118,803	299,955	181,152	152.48%

SOME FINANCIAL RATIOS FOR THE ASE (24/5/2021)

SECTOR	P/E	P/BV	DIVIDEND YIELD (%)	TURNOVER (%)
FINANCIAL	32.982	0.814	3.484	0.131
SERVICES	-	1.239	2.315	0.115
INDUSTRY	23.781	1.903	3.016	0.188
OVERALL	34.889	1.020	3.218	0.135

STOCK PRICE INDEX WEIGHTED BY FREE FLOAT MARKET CAPITALIZATION (1999=1000)

	SUNDAY 23/05/2021	MONDAY 24/05/2021	% CHANGE	
			DAY BEFORE	YTD
GENERAL	1919.6	1969.7	2.61%	18.85%
FINANCIAL	2358.4	2430.7	3.06%	11.93%
SERVICES	1263.6	1279.9	1.29%	11.49%
INDUSTRY	3207.2	3257.8	1.58%	53.69%

STOCK PRICE INDEX WEIGHTED BY FREE FLOAT MARKET CAPITALIZATION ASE20 (2014=1000)

	958.1	986.7	2.99%	22.35%
--	-------	-------	-------	--------

STOCK PRICE INDEX WEIGHTED BY MARKET CAPITALIZATION (1991=1000)

	SUNDAY 23/05/2021	MONDAY 24/05/2021	% CHANGE	
			DAY BEFORE	YTD
GENERAL	3603.7	3711.6	2.99%	21.71%
BANKS	5906.5	6155.2	4.21%	13.76%
INSURANCE	1248.5	1243.9	-0.37%	-4.99%
SERVICES	755.9	769.9	1.86%	9.33%
INDUSTRY	4093.4	4154.9	1.50%	47.44%

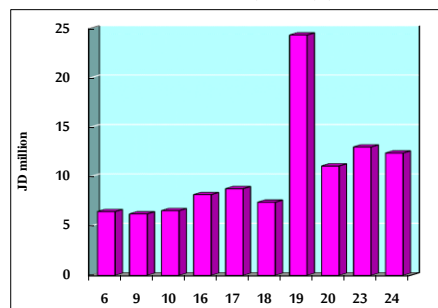
STOCK PRICE MARKET INDEX WEIGHTED BY FREE FLOAT MARKET CAP. (2012=1000)

	SUNDAY 23/05/2021	MONDAY 24/05/2021	% CHANGE	
			DAY BEFORE	YTD
FIRST MARKET	1020.1	1048.4	2.78%	20.73%
SECOND MARKET	936.9	951.1	1.51%	9.15%

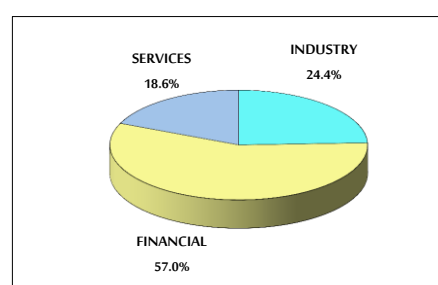
MARKET CAPITALIZATION (JD)

	14,863,687,021	15,242,333,830	2.55%	18.09%
--	----------------	----------------	-------	--------

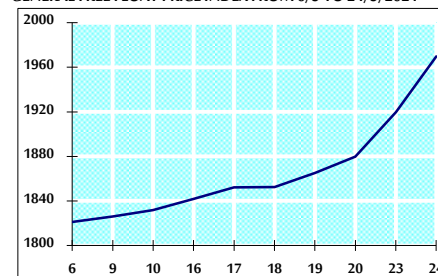
VALUE TRADED FROM 6/5 TO 24/5/2021



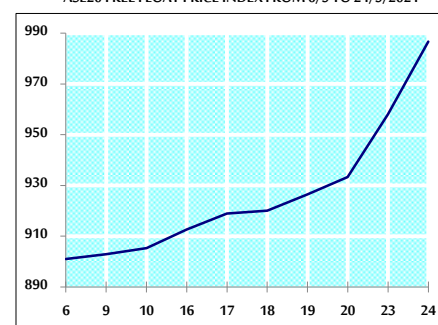
VALUE TRADED BY SECTOR MONDAY 24/5/2021



GENERAL FREE FLOAT PRICE INDEX FROM 6/5 TO 24/5/2021



ASE20 FREE FLOAT PRICE INDEX FROM 6/5 TO 24/5/2021



GENERAL PRICE INDEX FROM 6/5 TO 24/5/2021

