

Daily Summary for Amman Stock Exchange

VALUE TRADED (JD)

	2020	2021	NET CHANGE	CHANGE (%)
Daily	1,319,605	8,782,855	7,463,250	565.57%
Cumulative (2/5-17/5)	3,206,339	70,902,657	67,696,318	2111.33%
Cumulative (3/1-17/5)	287,571,551	729,318,232	441,746,681	153.61%

NO. OF SHARES TRADED

	2020	2021	NET CHANGE	CHANGE (%)
Daily	1,185,363	6,733,246	5,547,883	468.03%
Cumulative (2/5-17/5)	2,829,003	53,645,985	50,816,982	1796.29%
Cumulative (3/1-17/5)	264,034,492	665,995,401	401,960,909	152.24%

NO. OF TRANSACTIONS

	2020	2021	NET CHANGE	CHANGE (%)
Daily	519	4,193	3,674	707.90%
Cumulative (2/5-17/5)	1,091	32,371	31,280	2867.09%
Cumulative (3/1-17/5)	115,159	276,887	161,728	140.44%

SOME FINANCIAL RATIOS FOR THE ASE (17/5/2021)

SECTOR	P/E	P/BV	DIVIDEND YIELD (%)	TURNOVER (%)
FINANCIAL	30.144	0.744	3.812	0.062
SERVICES	-	1.175	2.331	0.158
INDUSTRY	23.660	1.894	3.031	0.262
OVERALL	32.669	0.955	3.418	0.106

STOCK PRICE INDEX WEIGHTED BY FREE FLOAT MARKET CAPITALIZATION (1999=1000)

	SUNDAY 16/05/2021	MONDAY 17/05/2021	% CHANGE	
			DAY BEFORE	YTD
GENERAL	1841.8	1852.2	0.57%	11.77%
FINANCIAL	2264.6	2265.7	0.05%	4.33%
SERVICES	1226.6	1230.1	0.28%	7.15%
INDUSTRY	3074.1	3152.9	2.56%	48.74%

STOCK PRICE INDEX WEIGHTED BY FREE FLOAT MARKET CAPITALIZATION ASE20 (2014=1000)

	912.6	919.0	0.69%	13.94%
--	-------	-------	-------	--------

STOCK PRICE INDEX WEIGHTED BY MARKET CAPITALIZATION (1991=1000)

	SUNDAY 16/05/2021	MONDAY 17/05/2021	% CHANGE	
			DAY BEFORE	YTD
GENERAL	3433.2	3475.4	1.23%	13.96%
BANKS	5544.0	5555.4	0.21%	2.68%
INSURANCE	1246.8	1238.0	-0.70%	-5.43%
SERVICES	727.1	727.7	0.08%	3.34%
INDUSTRY	3977.1	4116.9	3.52%	46.09%

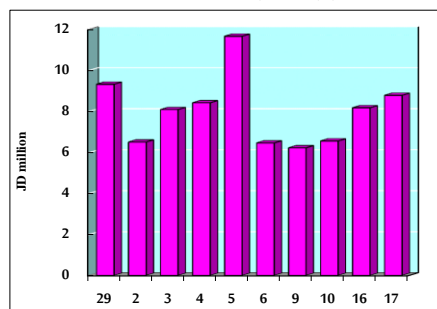
STOCK PRICE MARKET INDEX WEIGHTED BY FREE FLOAT MARKET CAP. (2012=1000)

	SUNDAY 16/05/2021	MONDAY 17/05/2021	% CHANGE	
			DAY BEFORE	YTD
FIRST MARKET	974.4	980.1	0.58%	12.86%
SECOND MARKET	928.8	933.4	0.49%	7.11%

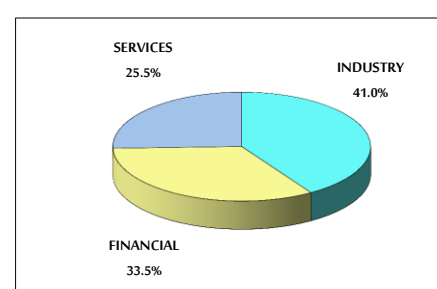
MARKET CAPITALIZATION (JD)

	14,255,819,463	14,408,539,580	1.07%	11.63%
--	----------------	----------------	-------	--------

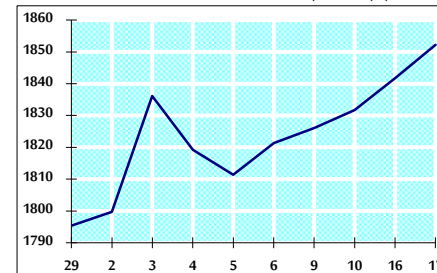
VALUE TRADED FROM 29/4 TO 17/5/2021



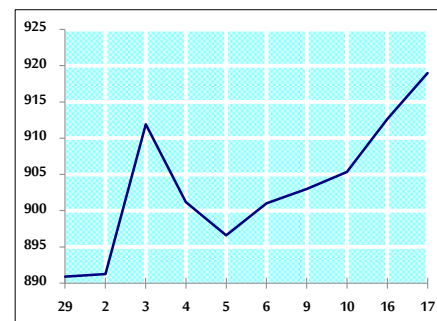
VALUE TRADED BY SECTOR MONDAY 17/5/2021



GENERAL FREE FLOAT PRICE INDEX FROM 29/4 TO 17/5/2021



ASE20 FREE FLOAT PRICE INDEX FROM 29/4 TO 17/5/2021



GENERAL PRICE INDEX FROM 29/4 TO 17/5/2021

