

Daily Summary for Amman Stock Exchange

VALUE TRADED (JD)

	2020	2021	NET CHANGE	CHANGE (%)
Daily	2,789,368	6,746,834	3,957,466	141.88%
Cumulative (1/7-25/7)	53,850,916	92,689,066	38,838,150	72.12%
Cumulative (3/1-25/7)	469,460,228	1,221,779,319	752,319,091	160.25%

NO. OF SHARES TRADED

	2020	2021	NET CHANGE	CHANGE (%)
Daily	4,139,701	4,714,567	574,866	13.89%
Cumulative (1/7-25/7)	65,612,180	62,207,190	-3,404,990	-5.19%
Cumulative (3/1-25/7)	468,939,271	968,502,383	499,563,112	106.53%

NO. OF TRANSACTIONS

	2020	2021	NET CHANGE	CHANGE (%)
Daily	1,795	2,785	990	55.15%
Cumulative (1/7-25/7)	22,723	40,920	18,197	80.08%
Cumulative (3/1-25/7)	185,361	468,279	282,918	152.63%

SOME FINANCIAL RATIOS FOR THE ASE (25/7/2021)

SECTOR	P/E	P/BV	DIVIDEND YIELD (%)	TURNOVER (%)
FINANCIAL	35.411	0.880	3.232	0.051
SERVICES	-	1.287	2.163	0.095
INDUSTRY	29.892	2.392	2.399	0.180
OVERALL	39.688	1.164	2.830	0.075

STOCK PRICE INDEX WEIGHTED BY FREE FLOAT MARKET CAPITALIZATION (1999=1000)

	SUNDAY 18/07/2021	SUNDAY 25/07/2021	% CHANGE	
			DAY BEFORE	YTD
GENERAL	2134.7	2132.4	-0.10%	28.68%
FINANCIAL	2538.3	2541.7	0.13%	17.04%
SERVICES	1373.4	1369.8	-0.26%	19.32%
INDUSTRY	3966.2	3943.5	-0.57%	86.04%

STOCK PRICE INDEX WEIGHTED BY FREE FLOAT MARKET CAPITALIZATION ASE20 (2014=1000)

	1086.3	1084.8	-0.14%	34.51%
--	--------	--------	--------	--------

STOCK PRICE INDEX WEIGHTED BY MARKET CAPITALIZATION (1991=1000)

	SUNDAY 18/07/2021	SUNDAY 25/07/2021	% CHANGE	
			DAY BEFORE	YTD
GENERAL	4217.4	4207.7	-0.23%	37.98%
BANKS	6699.9	6696.3	-0.05%	23.76%
INSURANCE	1285.7	1285.0	-0.05%	-1.85%
SERVICES	797.2	795.7	-0.19%	12.99%
INDUSTRY	5272.4	5245.6	-0.51%	86.15%

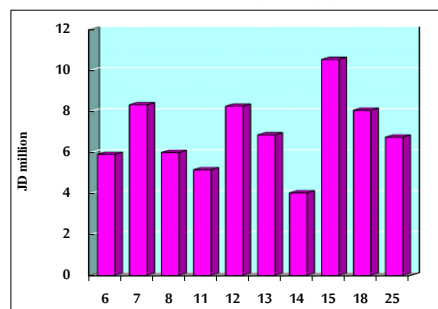
STOCK PRICE MARKET INDEX WEIGHTED BY FREE FLOAT MARKET CAP. (2012=1000)

	SUNDAY 18/07/2021	SUNDAY 25/07/2021	% CHANGE	
			DAY BEFORE	YTD
FIRST MARKET	1147.7	1146.6	-0.10%	32.04%
SECOND MARKET	960.9	960.2	-0.07%	10.20%

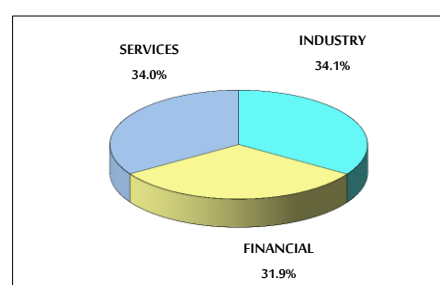
MARKET CAPITALIZATION (JD)

	16,255,101,952	16,223,504,522	-0.19%	25.69%
--	----------------	----------------	--------	--------

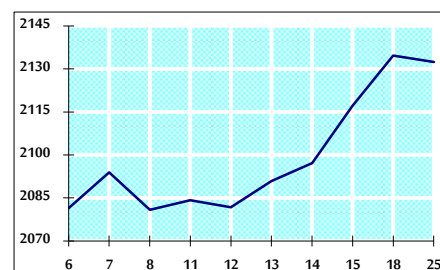
VALUE TRADED FROM 6/7 TO 25/7/2021



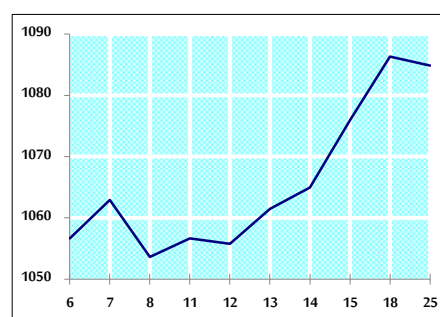
VALUE TRADED BY SECTOR SUNDAY 25/7/2021



GENERAL FREE FLOAT PRICE INDEX FROM 6/7 TO 25/7/2021



ASE20 FREE FLOAT PRICE INDEX FROM 6/7 TO 25/7/2021



GENERAL PRICE INDEX FROM 6/7 TO 25/7/2021

