

Daily Summary for Amman Stock Exchange

VALUE TRADED (JD)

	2020	2021	NET CHANGE	CHANGE (%)
Daily	4,275,037	7,374,025	3,098,988	72.49%
Cumulative (1/7-26/7)	58,125,953	100,063,091	41,937,138	72.15%
Cumulative (3/1-26/7)	473,735,265	1,229,153,344	755,418,079	159.46%

NO. OF SHARES TRADED

	2020	2021	NET CHANGE	CHANGE (%)
Daily	4,712,100	4,448,388	-263,712	-5.60%
Cumulative (1/7-26/7)	70,324,280	66,655,578	-3,668,702	-5.22%
Cumulative (3/1-26/7)	473,651,371	972,950,771	499,299,400	105.41%

NO. OF TRANSACTIONS

	2020	2021	NET CHANGE	CHANGE (%)
Daily	2,475	3,388	913	36.89%
Cumulative (1/7-26/7)	25,198	44,308	19,110	75.84%
Cumulative (3/1-26/7)	187,836	471,667	283,831	151.11%

SOME FINANCIAL RATIOS FOR THE ASE (26/7/2021)

SECTOR	P/E	P/BV	DIVIDEND YIELD (%)	TURNOVER (%)
FINANCIAL	35.325	0.878	3.240	0.041
SERVICES	-	1.277	2.181	0.169
INDUSTRY	28.882	2.311	2.483	0.070
OVERALL	39.158	1.149	2.868	0.071

STOCK PRICE INDEX WEIGHTED BY FREE FLOAT MARKET CAPITALIZATION (1999=1000)

	SUNDAY 25/07/2021	MONDAY 26/07/2021	% CHANGE	
			DAY BEFORE	YTD
GENERAL	2132.4	2102.1	-1.42%	26.84%
FINANCIAL	2541.7	2525.1	-0.65%	16.28%
SERVICES	1369.8	1346.0	-1.74%	17.24%
INDUSTRY	3943.5	3819.6	-3.14%	80.20%

STOCK PRICE INDEX WEIGHTED BY FREE FLOAT MARKET CAPITALIZATION ASE20 (2014=1000)

	1084.8	1068.2	-1.54%	32.45%
--	--------	--------	--------	--------

STOCK PRICE INDEX WEIGHTED BY MARKET CAPITALIZATION (1991=1000)

	SUNDAY 25/07/2021	MONDAY 26/07/2021	% CHANGE	
			DAY BEFORE	YTD
GENERAL	4207.7	4151.5	-1.34%	36.13%
BANKS	6696.3	6683.3	-0.19%	23.52%
INSURANCE	1285.0	1282.9	-0.16%	-2.01%
SERVICES	795.7	793.3	-0.30%	12.65%
INDUSTRY	5245.6	5066.3	-3.42%	79.78%

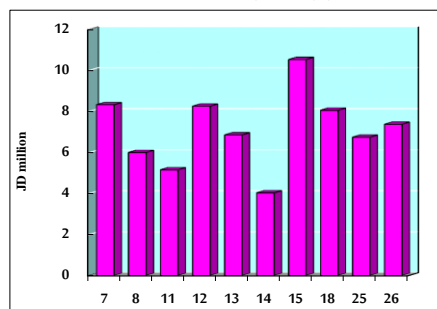
STOCK PRICE MARKET INDEX WEIGHTED BY FREE FLOAT MARKET CAP. (2012=1000)

	SUNDAY 25/07/2021	MONDAY 26/07/2021	% CHANGE	
			DAY BEFORE	YTD
FIRST MARKET	1146.6	1129.6	-1.49%	30.08%
SECOND MARKET	960.2	953.5	-0.69%	9.43%

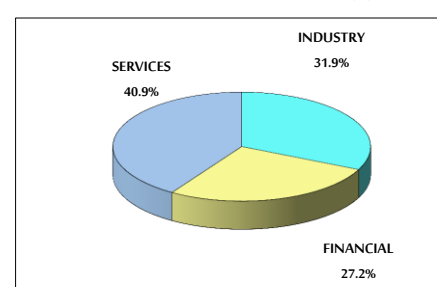
MARKET CAPITALIZATION (JD)

	16,223,504,522	16,016,987,717	-1.27%	24.09%
--	----------------	----------------	--------	--------

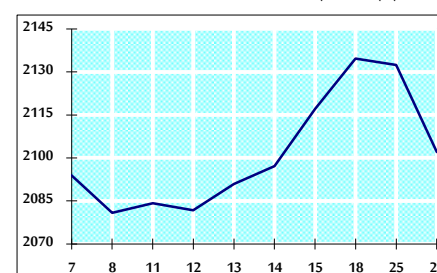
VALUE TRADED FROM 7/7 TO 26/7/2021



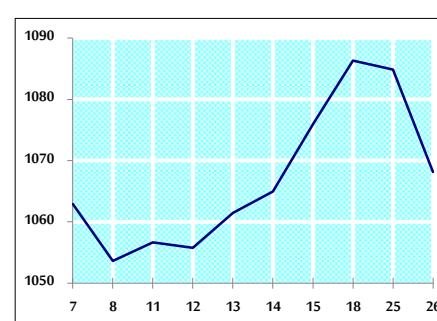
VALUE TRADED BY SECTOR MONDAY 26/7/2021



GENERAL FREE FLOAT PRICE INDEX FROM 7/7 TO 26/7/2021



ASE20 FREE FLOAT PRICE INDEX FROM 7/7 TO 26/7/2021



GENERAL PRICE INDEX FROM 7/7 TO 26/7/2021

