

Daily Summary for Amman Stock Exchange

VALUE TRADED (JD)

	2020	2021	NET CHANGE	CHANGE (%)
Daily	4,394,541	7,268,177	2,873,636	65.39%
Cumulative (1/8-1/8)	4,394,541	7,268,177	2,873,636	65.39%
Cumulative (3/1-1/8)	523,384,491	994,165,854	470,781,363	89.95%

NO. OF SHARES TRADED

	2020	2021	NET CHANGE	CHANGE (%)
Daily	4,218,067	4,309,556	91,489	2.17%
Cumulative (1/8-1/8)	4,218,067	4,309,556	91,489	2.17%
Cumulative (3/1-1/8)	523,384,491	994,165,854	470,781,363	89.95%

NO. OF TRANSACTIONS

	2020	2021	NET CHANGE	CHANGE (%)
Daily	2,387	3,138	751	31.46%
Cumulative (1/8-1/8)	2,387	3,138	751	31.46%
Cumulative (3/1-1/8)	208,796	484,914	276,118	132.24%

SOME FINANCIAL RATIOS FOR THE ASE (1/8/2021)

SECTOR	P/E	P/BV	DIVIDEND YIELD (%)	TURNOVER (%)
FINANCIAL	35.062	0.871	3.264	0.059
SERVICES	-	1.248	2.230	0.110
INDUSTRY	28.002	2.241	2.561	0.050
OVERALL	38.506	1.129	2.917	0.069

STOCK PRICE INDEX WEIGHTED BY FREE FLOAT MARKET CAPITALIZATION (1999=1000)

	THURSDAY 29/07/2021	SUNDAY 01/08/2021	% CHANGE	
			DAY BEFORE	YTD
GENERAL	2087.6	2082.0	-0.26%	25.63%
FINANCIAL	2519.5	2529.1	0.38%	16.46%
SERVICES	1311.0	1312.9	0.14%	14.36%
INDUSTRY	3824.2	3715.9	-2.83%	75.30%

STOCK PRICE INDEX WEIGHTED BY FREE FLOAT MARKET CAPITALIZATION ASE20 (2014=1000)

	1059.4	1057.0	-0.23%	31.06%
--	--------	--------	--------	--------

STOCK PRICE INDEX WEIGHTED BY MARKET CAPITALIZATION (1991=1000)

	THURSDAY 29/07/2021	SUNDAY 01/08/2021	% CHANGE	
			DAY BEFORE	YTD
GENERAL	4125.8	4082.3	-1.05%	33.87%
BANKS	6639.3	6639.2	0.00%	22.71%
INSURANCE	1262.7	1259.2	-0.28%	-3.82%
SERVICES	780.1	779.4	-0.08%	10.68%
INDUSTRY	5060.5	4907.0	-3.03%	74.13%

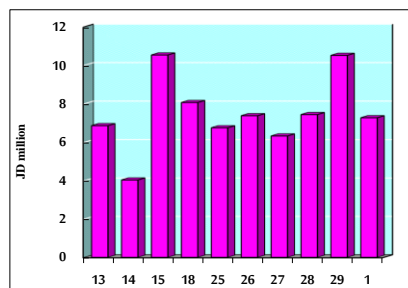
STOCK PRICE MARKET INDEX WEIGHTED BY FREE FLOAT MARKET CAP. (2012=1000)

	THURSDAY 29/07/2021	SUNDAY 01/08/2021	% CHANGE	
			DAY BEFORE	YTD
FIRST MARKET	1120.7	1118.2	-0.22%	28.77%
SECOND MARKET	954.0	951.2	-0.30%	9.16%

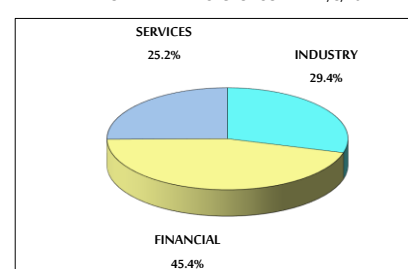
MARKET CAPITALIZATION (JD)

	15,917,016,622	15,761,408,540	-0.98%	22.11%
--	----------------	----------------	--------	--------

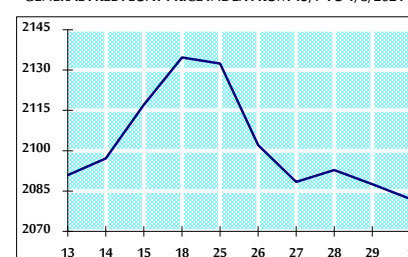
VALUE TRADED FROM 13/7 TO 1/8/2021



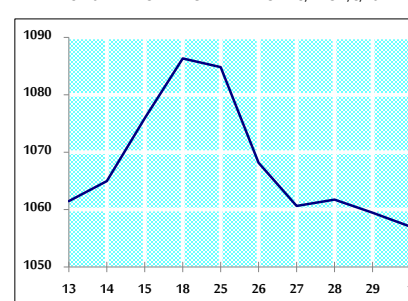
VALUE TRADED BY SECTOR SUNDAY 1/8/2021



GENERAL FREE FLOAT PRICE INDEX FROM 13/7 TO 1/8/2021



ASE20 FREE FLOAT PRICE INDEX FROM 13/7 TO 1/8/2021



GENERAL PRICE INDEX FROM 13/7 TO 1/8/2021

