

Daily Summary for Amman Stock Exchange

VALUE TRADED (JD)

	2020	2021	NET CHANGE	CHANGE (%)
Daily	5,825,226	3,360,697	-2,464,529	-42.31%
Cumulative (1/8-22/8)	77,599,813	88,378,662	10,778,849	13.89%
Cumulative (3/1-22/8)	594,706,967	1,341,796,565	747,089,598	125.62%

NO. OF SHARES TRADED

	2020	2021	NET CHANGE	CHANGE (%)
Daily	7,657,276	2,492,511	-5,164,765	-67.45%
Cumulative (1/8-22/8)	91,356,588	66,977,034	-24,379,554	-26.69%
Cumulative (3/1-22/8)	610,523,012	1,056,833,332	446,310,320	73.10%

NO. OF TRANSACTIONS

	2020	2021	NET CHANGE	CHANGE (%)
Daily	2,513	2,047	-466	-18.54%
Cumulative (1/8-22/8)	32,897	40,516	7,619	23.16%
Cumulative (3/1-22/8)	239,306	522,292	282,986	118.25%

SOME FINANCIAL RATIOS FOR THE ASE (22/8/2021)

SECTOR	P/E	P/BV	DIVIDEND YIELD (%)	TURNOVER (%)
FINANCIAL	33.789	0.840	3.387	0.028
SERVICES	-	1.217	2.279	0.081
INDUSTRY	26.362	2.110	2.721	0.032
OVERALL	36.812	1.080	3.051	0.040

STOCK PRICE INDEX WEIGHTED BY FREE FLOAT MARKET CAPITALIZATION (1999=1000)

	THURSDAY 19/08/2021	SUNDAY 22/08/2021	% CHANGE	
			DAY BEFORE	YTD
GENERAL	2010.5	2015.8	0.27%	21.64%
FINANCIAL	2458.8	2468.2	0.38%	13.66%
SERVICES	1282.4	1283.8	0.11%	11.83%
INDUSTRY	3493.2	3495.2	0.06%	64.89%

STOCK PRICE INDEX WEIGHTED BY FREE FLOAT MARKET CAPITALIZATION ASE20 (2014=1000)

	1020.8	1025.0	0.40%	27.09%
--	--------	--------	-------	--------

STOCK PRICE INDEX WEIGHTED BY MARKET CAPITALIZATION (1991=1000)

	THURSDAY 19/08/2021	SUNDAY 22/08/2021	% CHANGE	
			DAY BEFORE	YTD
GENERAL	3895.3	3902.8	0.19%	27.98%
BANKS	6362.6	6378.6	0.25%	17.89%
INSURANCE	1254.5	1255.9	0.11%	-4.07%
SERVICES	760.1	762.3	0.29%	8.24%
INDUSTRY	4607.9	4610.2	0.05%	63.60%

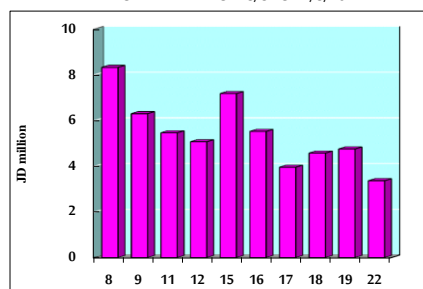
STOCK PRICE MARKET INDEX WEIGHTED BY FREE FLOAT MARKET CAP. (2012=1000)

	THURSDAY 19/08/2021	SUNDAY 22/08/2021	% CHANGE	
			DAY BEFORE	YTD
FIRST MARKET	1080.0	1083.8	0.35%	24.81%
SECOND MARKET	917.2	915.7	-0.16%	5.09%

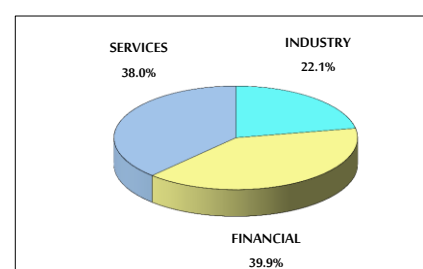
MARKET CAPITALIZATION (JD)

	15,077,573,653	15,106,377,623	0.19%	17.03%
--	----------------	----------------	-------	--------

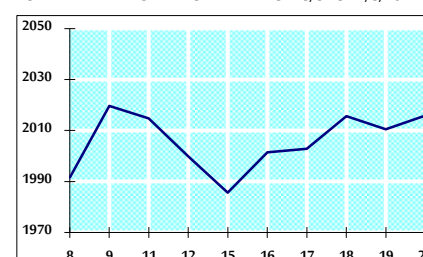
VALUE TRADED FROM 8/8 TO 22/8/2021



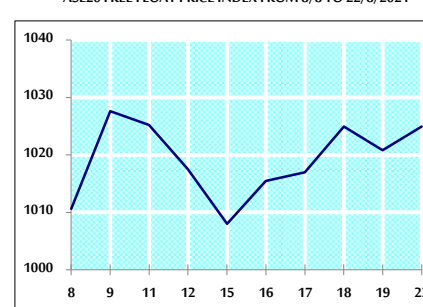
VALUE TRADED BY SECTOR SUNDAY 22/8/2021



GENERAL FREE FLOAT PRICE INDEX FROM 8/8 TO 22/8/2021



ASE20 FREE FLOAT PRICE INDEX FROM 8/8 TO 22/8/2021



GENERAL PRICE INDEX FROM 8/8 TO 22/8/2021

