

Daily Summary for Amman Stock Exchange

VALUE TRADED (JD)

	2020	2021	NET CHANGE	CHANGE (%)
Daily	3,815,726	5,828,544	2,012,818	52.75%
Cumulative (3/10-3/10)	3,815,726	5,828,544	2,012,818	52.75%
Cumulative (3/1-3/10)	714,876,634	1,554,280,998	839,404,364	117.42%

NO. OF SHARES TRADED

	2020	2021	NET CHANGE	CHANGE (%)
Daily	5,443,140	3,258,652	-2,184,488	-40.13%
Cumulative (3/10-3/10)	5,443,140	3,258,652	-2,184,488	-40.13%
Cumulative (3/1-3/10)	782,869,726	1,214,456,562	431,586,836	55.13%

NO. OF TRANSACTIONS

	2020	2021	NET CHANGE	CHANGE (%)
Daily	1,816	2,889	1,073	59.09%
Cumulative (3/10-3/10)	1,816	2,889	1,073	59.09%
Cumulative (3/1-3/10)	301,419	614,498	313,079	103.87%

SOME FINANCIAL RATIOS FOR THE ASE (3/10/2021)

SECTOR	P/E	P/BV	DIVIDEND YIELD (%)	TURNOVER (%)
FINANCIAL	34.641	0.860	3.307	0.042
SERVICES	-	1.236	2.311	0.066
INDUSTRY	29.443	2.207	2.538	0.085
OVERALL	37.618	1.122	2.959	0.052

STOCK PRICE INDEX WEIGHTED BY FREE FLOAT MARKET CAPITALIZATION (1999=1000)

	THURSDAY 30/09/2021	SUNDAY 03/10/2021	% CHANGE	
			DAY BEFORE	YTD
GENERAL	2073.1	2088.7	0.76%	26.04%
FINANCIAL	2530.0	2532.1	0.08%	16.60%
SERVICES	1294.7	1304.7	0.78%	13.65%
INDUSTRY	3695.2	3797.1	2.76%	79.13%

STOCK PRICE INDEX WEIGHTED BY FREE FLOAT MARKET CAPITALIZATION ASE20 (2014=1000)

	1049.5	1057.7	0.78%	31.14%
--	--------	--------	-------	--------

STOCK PRICE INDEX WEIGHTED BY MARKET CAPITALIZATION (1991=1000)

	THURSDAY 30/09/2021	SUNDAY 03/10/2021	% CHANGE	
			DAY BEFORE	YTD
GENERAL	3988.9	4037.3	1.21%	32.39%
BANKS	6453.3	6482.6	0.45%	19.81%
INSURANCE	1395.8	1417.0	1.52%	8.24%
SERVICES	785.5	785.1	-0.04%	11.49%
INDUSTRY	4744.0	4877.6	2.82%	73.09%

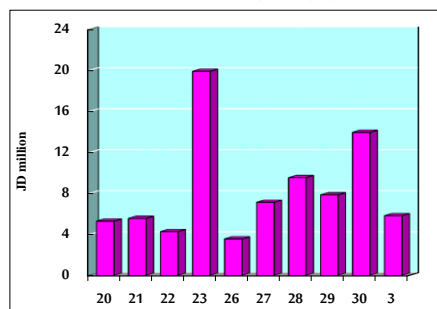
STOCK PRICE MARKET INDEX WEIGHTED BY FREE FLOAT MARKET CAP. (2012=1000)

	THURSDAY 30/09/2021	SUNDAY 03/10/2021	% CHANGE	
			DAY BEFORE	YTD
FIRST MARKET	1116.5	1125.7	0.83%	29.64%
SECOND MARKET	929.4	930.2	0.09%	6.75%

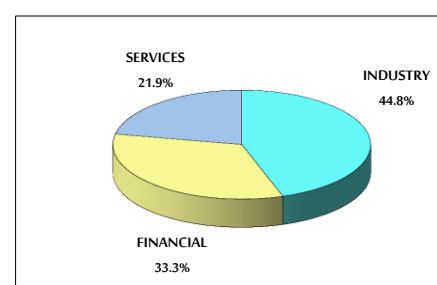
MARKET CAPITALIZATION (JD)

	15,429,586,496	15,604,445,181	1.13%	20.89%
--	----------------	----------------	-------	--------

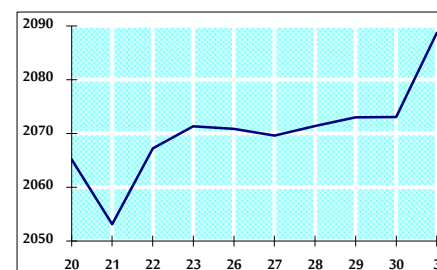
VALUE TRADED FROM 20/9 TO 3/10/2021



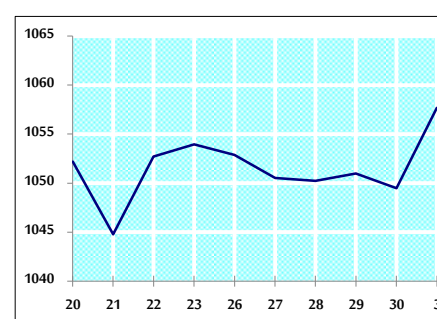
VALUE TRADED BY SECTOR SUNDAY 3/10/2021



GENERAL FREE FLOAT PRICE INDEX FROM 20/9 TO 3/10/2021



ASE20 FREE FLOAT PRICE INDEX FROM 20/9 TO 3/10/2021



GENERAL PRICE INDEX FROM 20/9 TO 3/10/2021

