

## Daily Summary for Amman Stock Exchange

### VALUE TRADED (JD)

	2021	2022	NET CHANGE	CHANGE (%)
Daily	7,419,805	5,692,593	-1,727,212	-23.28%
Cumulative (1/3-2/3)	14,459,919	11,408,928	-3,050,991	-21.10%
Cumulative (2/1-2/3)	362,954,797	237,829,606	-125,125,191	-34.47%

### NO. OF SHARES TRADED

	2021	2022	NET CHANGE	CHANGE (%)
Daily	7,015,360	5,403,892	-1,611,468	-22.97%
Cumulative (1/3-2/3)	12,797,493	10,621,125	-2,176,368	-17.01%
Cumulative (2/1-2/3)	340,876,270	186,458,020	-154,418,250	-45.30%

### NO. OF TRANSACTIONS

	2021	2022	NET CHANGE	CHANGE (%)
Daily	2,940	2,012	-928	-31.56%
Cumulative (1/3-2/3)	5,827	4,730	-1,097	-18.83%
Cumulative (2/1-2/3)	129,487	116,305	-13,182	-10.18%

### SOME FINANCIAL RATIOS FOR THE ASE (2/3/2022)

SECTOR	P/E	P/BV	DIVIDEND YIELD (%)	TURNOVER (%)
FINANCIAL	16.076	0.853	4.515	0.100
SERVICES	-	1.264	2.201	0.061
INDUSTRY	29.049	2.190	2.568	0.053
OVERALL	21.506	1.113	3.646	0.086

### STOCK PRICE INDEX WEIGHTED BY FREE FLOAT MARKET CAPITALIZATION (1999=1000)

	TUESDAY 01/03/2022	WEDNESDAY 02/03/2022	% CHANGE	
			DAY BEFORE	YTD
GENERAL	2156.8	2153.2	-0.16%	1.63%
FINANCIAL	2658.6	2654.0	-0.17%	1.90%
SERVICES	1335.6	1333.5	-0.16%	0.45%
INDUSTRY	3725.8	3716.8	-0.24%	1.39%

### STOCK PRICE INDEX WEIGHTED BY FREE FLOAT MARKET CAPITALIZATION ASE20 (2014=1000)

	1112.9	1111.3	-0.14%	3.44%
--	--------	--------	--------	-------

### STOCK PRICE INDEX WEIGHTED BY MARKET CAPITALIZATION (1991=1000)

	TUESDAY 01/03/2022	WEDNESDAY 02/03/2022	% CHANGE	
			DAY BEFORE	YTD
GENERAL	4061.9	4051.3	-0.26%	1.15%
BANKS	6615.8	6589.1	-0.40%	0.35%
INSURANCE	1409.1	1417.6	0.60%	6.72%
SERVICES	780.3	779.6	-0.08%	-0.35%
INDUSTRY	4836.1	4828.3	-0.16%	2.72%

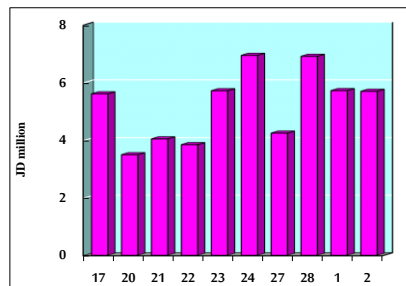
### STOCK PRICE MARKET INDEX WEIGHTED BY FREE FLOAT MARKET CAP. (2012=1000)

	TUESDAY 01/03/2022	WEDNESDAY 02/03/2022	% CHANGE	
			DAY BEFORE	YTD
FIRST MARKET	1180.3	1179.1	-0.10%	2.98%
SECOND MARKET	870.3	866.2	-0.47%	-7.51%

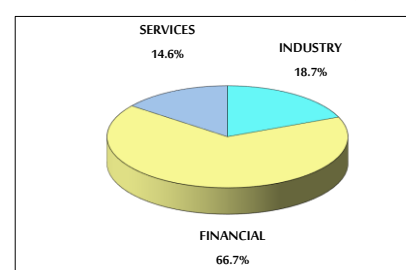
### MARKET CAPITALIZATION (JD)

	15,676,857,687	15,634,149,809	-0.27%	0.89%
--	----------------	----------------	--------	-------

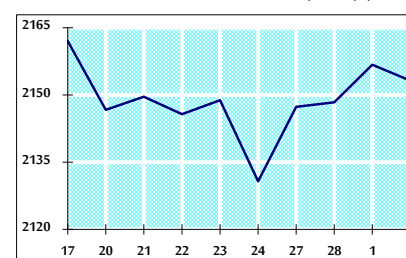
### VALUE TRADED FROM 17/2 TO 2/3/2022



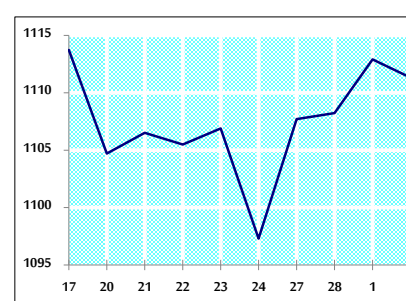
### VALUE TRADED BY SECTOR WEDNESDAY 2/3/2022



### GENERAL FREE FLOAT PRICE INDEX FROM 17/2 TO 2/3/2022



### ASE20 FREE FLOAT PRICE INDEX FROM 17/2 TO 2/3/2022



### GENERAL PRICE INDEX FROM 17/2 TO 2/3/2022

