

Daily Summary for Amman Stock Exchange

VALUE TRADED (JD)

	2021	2022	NET CHANGE	CHANGE (%)
Daily	6,008,932	3,621,319	-2,387,613	-39.73%
Cumulative (1/3-3/3)	20,468,851	15,030,247	-5,438,604	-26.57%
Cumulative (2/1-3/3)	368,963,729	241,450,925	-127,512,804	-34.56%

NO. OF SHARES TRADED

	2021	2022	NET CHANGE	CHANGE (%)
Daily	6,815,171	2,571,159	-4,244,012	-62.27%
Cumulative (1/3-3/3)	19,612,664	13,192,284	-6,420,380	-32.74%
Cumulative (2/1-3/3)	347,691,441	189,029,179	-158,662,262	-45.63%

NO. OF TRANSACTIONS

	2021	2022	NET CHANGE	CHANGE (%)
Daily	2,872	1,734	-1,138	-39.62%
Cumulative (1/3-3/3)	8,699	6,464	-2,235	-25.69%
Cumulative (2/1-3/3)	132,359	118,039	-14,320	-10.82%

SOME FINANCIAL RATIOS FOR THE ASE (3/3/2022)

SECTOR	P/E	P/BV	DIVIDEND YIELD (%)	TURNOVER (%)
FINANCIAL	15.035	0.847	4.777	0.045
SERVICES	-	1.262	2.262	0.032
INDUSTRY	28.585	2.169	2.477	0.034
OVERALL	20.057	1.104	3.839	0.041

STOCK PRICE INDEX WEIGHTED BY FREE FLOAT MARKET CAPITALIZATION (1999=1000)

	WEDNESDAY 02/03/2022	THURSDAY 03/03/2022	% CHANGE	
			DAY BEFORE	YTD
GENERAL	2153.2	2152.7	-0.02%	1.61%
FINANCIAL	2654.0	2655.6	0.06%	1.96%
SERVICES	1333.5	1332.1	-0.10%	0.35%
INDUSTRY	3716.8	3707.3	-0.26%	1.13%

STOCK PRICE INDEX WEIGHTED BY FREE FLOAT MARKET CAPITALIZATION ASE20 (2014=1000)

	1111.3	1111.5	0.01%	3.46%
--	--------	--------	-------	-------

STOCK PRICE INDEX WEIGHTED BY MARKET CAPITALIZATION (1991=1000)

	WEDNESDAY 02/03/2022	THURSDAY 03/03/2022	% CHANGE	
			DAY BEFORE	YTD
GENERAL	4051.3	4041.9	-0.23%	0.91%
BANKS	6589.1	6596.6	0.11%	0.46%
INSURANCE	1417.6	1416.2	-0.10%	6.61%
SERVICES	779.6	779.3	-0.05%	-0.40%
INDUSTRY	4828.3	4787.6	-0.84%	1.85%

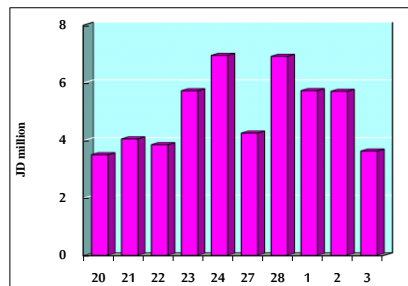
STOCK PRICE MARKET INDEX WEIGHTED BY FREE FLOAT MARKET CAP. (2012=1000)

	WEDNESDAY 02/03/2022	THURSDAY 03/03/2022	% CHANGE	
			DAY BEFORE	YTD
FIRST MARKET	1179.1	1179.0	-0.01%	2.97%
SECOND MARKET	866.2	864.1	-0.24%	-7.74%

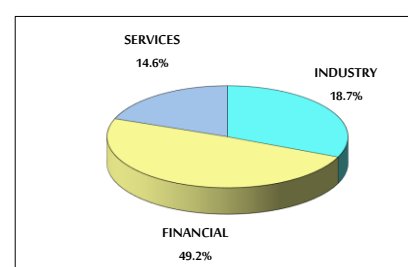
MARKET CAPITALIZATION (JD)

	15,634,149,809	15,599,234,741	-0.22%	0.67%
--	----------------	----------------	--------	-------

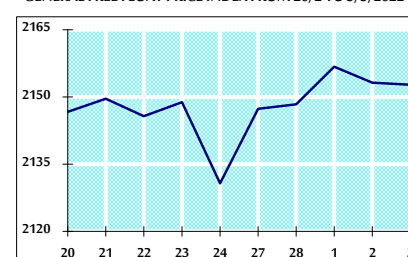
VALUE TRADED FROM 20/2 TO 3/3/2022



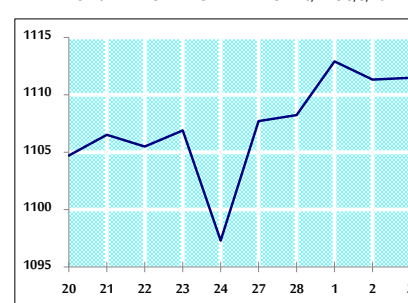
VALUE TRADED BY SECTOR THURSDAY 3/3/2022



GENERAL FREE FLOAT PRICE INDEX FROM 20/2 TO 3/3/2022



ASE20 FREE FLOAT PRICE INDEX FROM 20/2 TO 3/3/2022



GENERAL PRICE INDEX FROM 20/2 TO 3/3/2022

