

Daily Summary for Amman Stock Exchange

VALUE TRADED (JD)

	2022	2023	NET CHANGE	CHANGE (%)
Daily	-	8,127,112	-	-
Cumulative (2/1-30/1)	105,400,571	181,152,922	75,752,351	71.87%
Cumulative (2/1-30/1)	105,400,571	181,152,922	75,752,351	71.87%

NO. OF SHARES TRADED

	2022	2023	NET CHANGE	CHANGE (%)
Daily	-	5,890,468	-	-
Cumulative (2/1-30/1)	81,950,703	104,857,662	22,906,959	27.95%
Cumulative (2/1-30/1)	81,950,703	104,857,662	22,906,959	27.95%

NO. OF TRANSACTIONS

	2022	2023	NET CHANGE	CHANGE (%)
Daily	-	3,858	-	-
Cumulative (2/1-30/1)	57,020	74,927	17,907	31.40%
Cumulative (2/1-30/1)	57,020	74,927	17,907	31.40%

SOME FINANCIAL RATIOS FOR THE ASE (30/1/2023)

SECTOR	P/E	P/BV	DIVIDEND YIELD (%)	TURNOVER (%)
FINANCIAL	14.943	0.895	4.632	0.089
SERVICES	20.564	1.578	3.677	0.132
INDUSTRY	13.517	2.989	3.771	0.078
OVERALL	14.374	1.357	4.247	0.097

STOCK PRICE INDEX WEIGHTED BY FREE FLOAT MARKET CAPITALIZATION (1999=1000)

	SUNDAY 29/01/2023	MONDAY 30/01/2023	% CHANGE	
			DAY BEFORE	YTD
GENERAL	2686.8	2683.3	-0.13%	7.26%
FINANCIAL	2799.1	2790.5	-0.31%	3.65%
SERVICES	1908.9	1899.4	-0.50%	9.11%
INDUSTRY	5980.7	6033.1	0.88%	14.00%

STOCK PRICE INDEX WEIGHTED BY FREE FLOAT MARKET CAPITALIZATION ASE20 (2014=1000)

	1463.8	1461.1	-0.19%	8.60%
--	--------	--------	--------	-------

Total Return Index ASETR (2021=1074)

	1556.2	1553.2	-0.19%	8.60%
--	--------	--------	--------	-------

STOCK PRICE INDEX WEIGHTED BY MARKET CAPITALIZATION (1991=1000)

	SUNDAY 29/01/2023	MONDAY 30/01/2023	% CHANGE	
			DAY BEFORE	YTD
GENERAL	5153.4	5159.1	0.11%	9.06%
BANKS	6914.6	6892.9	-0.31%	2.06%
INSURANCE	1332.0	1328.9	-0.23%	-0.21%
SERVICES	939.5	935.7	-0.40%	9.82%
INDUSTRY	8015.7	8072.7	0.71%	17.30%

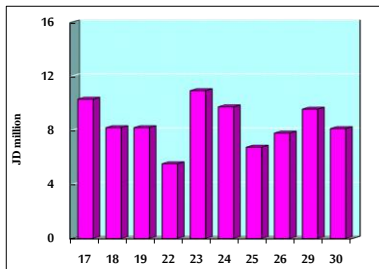
STOCK PRICE MARKET INDEX WEIGHTED BY FREE FLOAT MARKET CAP. (2012=1000)

	SUNDAY 29/01/2023	MONDAY 30/01/2023	% CHANGE	
			DAY BEFORE	YTD
FIRST MARKET	1519.3	1516.9	-0.16%	7.69%
SECOND MARKET	795.0	793.7	-0.16%	0.66%

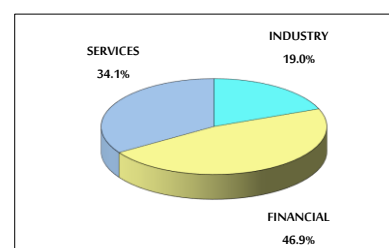
MARKET CAPITALIZATION (JD)

	19,493,636,046	19,513,980,568	0.10%	8.39%
--	----------------	----------------	-------	-------

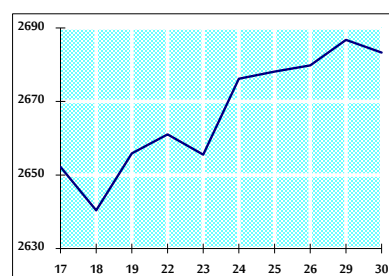
VALUE TRADED FROM 17/1 TO 30/1/2023



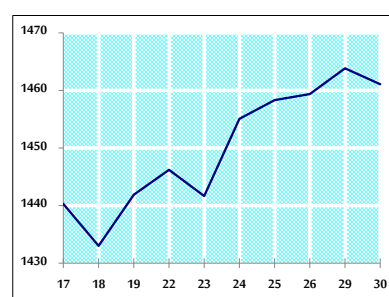
VALUE TRADED BY SECTOR MONDAY 30/1/2023



GENERAL FREE FLOAT PRICE INDEX FROM 17/1 TO 30/1/2023



ASE20 FREE FLOAT PRICE INDEX FROM 17/1 TO 30/1/2023



GENERAL PRICE INDEX FROM 17/1 TO 30/1/2023

