

Daily Summary for Amman Stock Exchange

VALUE TRADED (JD)

	2023	2024	NET CHANGE	CHANGE (%)
Daily	-	2,609,980	-	-
Cumulative (1/4-29/4)	102,768,140	90,278,687	-12,489,453	-12.15%
Cumulative (2/1-29/4)	636,906,437	375,652,395	-261,254,042	-41.02%

NO. OF SHARES TRADED

	2023	2024	NET CHANGE	CHANGE (%)
Daily	-	2,878,387	-	-
Cumulative (1/4-29/4)	59,621,107	57,134,403	-2,486,704	-4.17%
Cumulative (2/1-29/4)	400,191,144	287,825,285	-112,365,859	-28.08%

NO. OF TRANSACTIONS

	2023	2024	NET CHANGE	CHANGE (%)
Daily	-	2,145	-	-
Cumulative (1/4-29/4)	40,632	40,989	357	0.88%
Cumulative (2/1-29/4)	254,639	190,722	-63,917	-25.10%

SOME FINANCIAL RATIOS FOR THE ASE (29/4/2024)

SECTOR	P/E	P/BV	DIVIDEND YIELD (%)	TURNOVER (%)
FINANCIAL	8.817	0.754	5.956	0.037
SERVICES	11.441	1.280	6.061	0.047
INDUSTRY	7.837	1.511	7.559	0.102
OVERALL	8.267	0.985	6.885	0.047

STOCK PRICE INDEX WEIGHTED BY FREE FLOAT MARKET CAPITALIZATION (1999=1000)

	SUNDAY 28/04/2024	MONDAY 29/04/2024	% CHANGE	
			DAY BEFORE	YTD
GENERAL	2431.2	2431.2	0.00%	0.00%
FINANCIAL	2636.5	2634.2	-0.09%	-3.47%
SERVICES	1657.0	1657.3	0.02%	0.81%
INDUSTRY	5163.7	5173.5	0.19%	9.64%

STOCK PRICE INDEX WEIGHTED BY FREE FLOAT MARKET CAPITALIZATION ASE20 (2014=1000)

	1314.1	1314.3	0.02%	0.42%
--	--------	--------	-------	-------

Total Return Index ASETR (2021=1074)

	1573.6	1575.0	0.09%	5.81%
--	--------	--------	-------	-------

STOCK PRICE INDEX WEIGHTED BY MARKET CAPITALIZATION (1991=1000)

	SUNDAY 28/04/2024	MONDAY 29/04/2024	% CHANGE	
			DAY BEFORE	YTD
GENERAL	4474.4	4491.2	0.37%	1.69%
BANKS	6460.7	6503.0	0.65%	-3.45%
INSURANCE	1322.7	1322.5	-0.02%	2.92%
SERVICES	861.8	864.8	0.36%	-1.57%
INDUSTRY	6270.4	6272.7	0.04%	9.92%

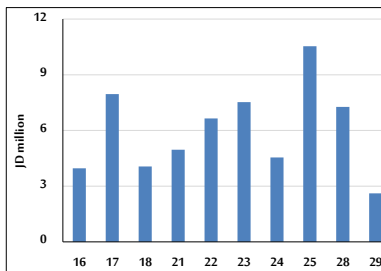
STOCK PRICE MARKET INDEX WEIGHTED BY FREE FLOAT MARKET CAP. (2012=1000)

	SUNDAY 28/04/2024	MONDAY 29/04/2024	% CHANGE	
			DAY BEFORE	YTD
FIRST MARKET	1362.9	1363.4	0.03%	0.32%
SECOND MARKET	825.2	816.4	-1.06%	-5.53%

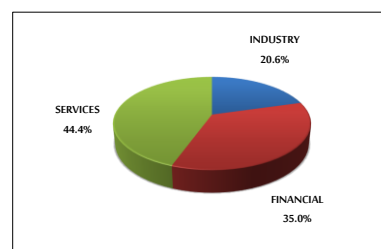
MARKET CAPITALIZATION (JD)

	17,007,337,565	17,063,263,600	0.33%	0.73%
--	----------------	----------------	-------	-------

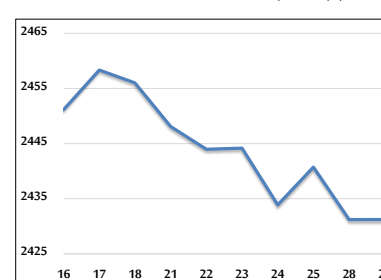
VALUE TRADED FROM 16/4 TO 29/4/2024



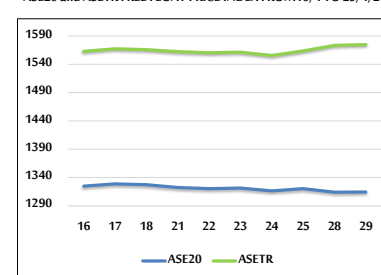
VALUE TRADED BY SECTOR MONDAY 29/4/2024



GENERAL FREE FLOAT PRICE INDEX FROM 16/4 TO 29/4/2024



ASE20 and ASETR FREE FLOAT PRICE INDEX FROM 16/4 TO 29/4/2024



STOCK PRICE INDEX FROM 16/4 TO 29/4/2024

