

Daily Summary for Amman Stock Exchange

VALUE TRADED (JD)

	2023	2024	NET CHANGE	CHANGE (%)
Daily	4,071,167	4,857,360	786,193	19.31%
Cumulative (2/6-2/6)	4,071,167	4,857,360	786,193	19.31%
Cumulative (2/1-2/6)	765,358,969	561,633,878	-203,725,091	-26.62%

NO. OF SHARES TRADED

	2023	2024	NET CHANGE	CHANGE (%)
Daily	2,807,368	3,493,537	686,169	24.44%
Cumulative (2/6-2/6)	2,807,368	3,493,537	686,169	24.44%
Cumulative (2/1-2/6)	511,160,385	380,030,096	-131,130,289	-25.65%

NO. OF TRANSACTIONS

	2023	2024	NET CHANGE	CHANGE (%)
Daily	2,371	2,708	337	14.21%
Cumulative (2/6-2/6)	2,371	2,708	337	14.21%
Cumulative (2/1-2/6)	326,680	245,268	-81,412	-24.92%

SOME FINANCIAL RATIOS FOR THE ASE (2/6/2024)

SECTOR	P/E	P/BV	DIVIDEND YIELD (%)	TURNOVER (%)
FINANCIAL	8.706	0.754	5.941	0.048
SERVICES	12.067	1.302	5.958	0.063
INDUSTRY	7.995	1.392	8.205	0.093
OVERALL	8.304	0.958	7.086	0.057

STOCK PRICE INDEX WEIGHTED BY FREE FLOAT MARKET CAPITALIZATION (1999=1000)

	THURSDAY 30/05/2024	SUNDAY 02/06/2024	% CHANGE	
			DAY BEFORE	YTD
GENERAL	2402.3	2409.5	0.30%	-0.89%
FINANCIAL	2633.0	2631.8	-0.04%	-3.56%
SERVICES	1679.4	1691.8	0.74%	2.90%
INDUSTRY	4770.0	4803.5	0.70%	1.80%

STOCK PRICE INDEX WEIGHTED BY FREE FLOAT MARKET CAPITALIZATION ASE20 (2014=1000)

	1294.6	1298.8	0.33%	-0.76%
--	--------	--------	-------	--------

Total Return Index ASETR (2021=1074)

	1581.2	1586.4	0.33%	6.58%
--	--------	--------	-------	-------

STOCK PRICE INDEX WEIGHTED BY MARKET CAPITALIZATION (1991=1000)

	THURSDAY 30/05/2024	SUNDAY 02/06/2024	% CHANGE	
			DAY BEFORE	YTD
GENERAL	4348.8	4364.7	0.37%	-1.17%
BANKS	6488.2	6484.0	-0.07%	-3.74%
INSURANCE	1350.9	1338.8	-0.89%	4.19%
SERVICES	883.0	888.4	0.62%	1.12%
INDUSTRY	5749.5	5799.9	0.88%	1.63%

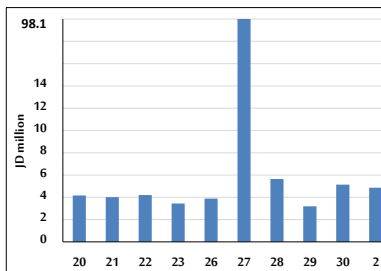
STOCK PRICE MARKET INDEX WEIGHTED BY FREE FLOAT MARKET CAP. (2012=1000)

	THURSDAY 30/05/2024	SUNDAY 02/06/2024	% CHANGE	
			DAY BEFORE	YTD
FIRST MARKET	1343.4	1347.4	0.30%	-0.85%
SECOND MARKET	842.1	846.8	0.56%	-2.02%

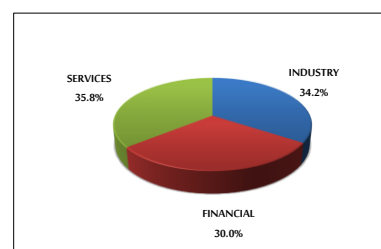
MARKET CAPITALIZATION (JD)

	16,574,993,505	16,629,052,122	0.33%	-1.83%
--	----------------	----------------	-------	--------

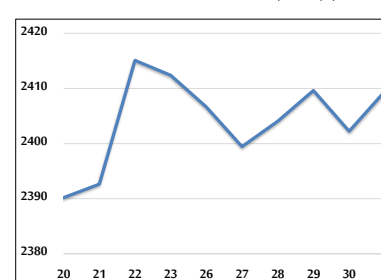
VALUE TRADED FROM 20/5 TO 2/6/2024



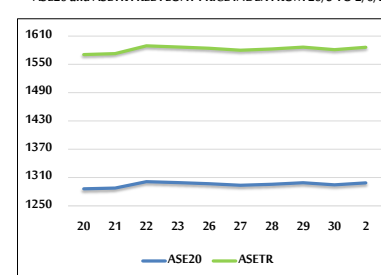
VALUE TRADED BY SECTOR SUNDAY 2/6/2024



GENERAL FREE FLOAT PRICE INDEX FROM 20/5 TO 2/6/2024



ASE20 and ASETR FREE FLOAT PRICE INDEX FROM 20/5 TO 2/6/2024



STOCK PRICE INDEX FROM 20/5 TO 2/6/2024

