

Daily Summary for Amman Stock Exchange

VALUE TRADED (JD)

	2024	2025	NET CHANGE	CHANGE (%)
Daily	2,193,437	4,736,877	2,543,440	115.96%
Cumulative (2/1-19/1)	48,410,467	95,777,830	47,367,363	97.85%
Cumulative (2/1-19/1)	48,410,467	95,777,830	47,367,363	97.85%

NO. OF SHARES TRADED

	2024	2025	NET CHANGE	CHANGE (%)
Daily	1,946,978	2,698,466	751,488	38.60%
Cumulative (2/1-19/1)	44,354,984	48,952,380	4,597,396	10.37%
Cumulative (2/1-19/1)	44,354,984	48,952,380	4,597,396	10.37%

NO. OF TRANSACTIONS

	2024	2025	NET CHANGE	CHANGE (%)
Daily	2,055	2,216	161	7.83%
Cumulative (2/1-19/1)	31,798	29,926	-1,872	-5.89%
Cumulative (2/1-19/1)	31,798	29,926	-1,872	-5.89%

SOME FINANCIAL RATIOS FOR THE ASE (19/1/2025)

SECTOR	P/E	P/BV	DIVIDEND YIELD (%)	TURNOVER (%)
FINANCIAL	8.746	0.805	5.536	0.026
SERVICES	13.373	1.332	5.821	0.074
INDUSTRY	11.128	1.847	6.104	0.079
OVERALL	9.460	1.118	6.065	0.043

STOCK PRICE INDEX WEIGHTED BY FREE FLOAT MARKET CAPITALIZATION (1999=1000)

	THURSDAY 16/01/2025	SUNDAY 19/01/2025	% CHANGE	
			DAY BEFORE	YTD
GENERAL	2625.1	2633.1	0.30%	5.80%
FINANCIAL	2758.5	2774.4	0.58%	4.66%
SERVICES	1777.7	1769.4	-0.46%	4.49%
INDUSTRY	6063.7	6076.4	0.21%	9.85%

STOCK PRICE INDEX WEIGHTED BY FREE FLOAT MARKET CAPITALIZATION ASE20 (2014=1000)

	1422.2	1428.1	0.41%	6.25%
--	--------	--------	-------	-------

Total Return Index ASETR (2021=1074)

	1737.0	1744.2	0.41%	6.25%
--	--------	--------	-------	-------

STOCK PRICE INDEX WEIGHTED BY MARKET CAPITALIZATION (1991=1000)

	THURSDAY 16/01/2025	SUNDAY 19/01/2025	% CHANGE	
			DAY BEFORE	YTD
GENERAL	5030.6	5050.1	0.39%	8.99%
BANKS	6913.2	6954.6	0.60%	6.12%
INSURANCE	1374.0	1376.8	0.20%	0.05%
SERVICES	900.8	895.8	-0.56%	3.72%
INDUSTRY	7645.8	7676.4	0.40%	13.91%

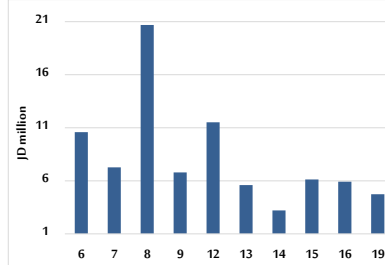
STOCK PRICE MARKET INDEX WEIGHTED BY FREE FLOAT MARKET CAP. (2012=1000)

	THURSDAY 16/01/2025	SUNDAY 19/01/2025	% CHANGE	
			DAY BEFORE	YTD
FIRST MARKET	1476.2	1481.0	0.33%	6.12%
SECOND MARKET	837.1	839.7	0.31%	0.85%

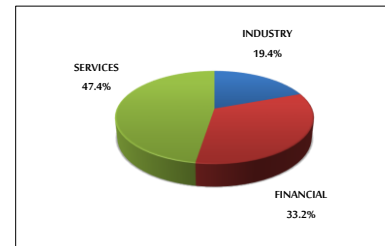
MARKET CAPITALIZATION (JD)

	19,064,193,867	19,123,028,370	0.31%	8.31%
--	----------------	----------------	-------	-------

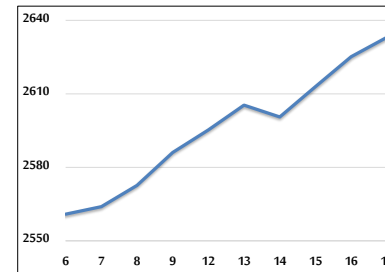
VALUE TRADED FROM 6/1 TO 19/1/2025



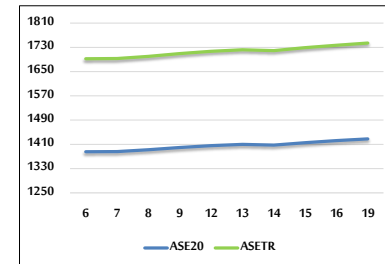
VALUE TRADED BY SECTOR SUNDAY 19/1/2025



GENERAL FREE FLOAT PRICE INDEX FROM 6/1 TO 19/1/2025



ASE20 and ASETR FREE FLOAT PRICE INDEX FROM 6/1 TO 19/1/2025



STOCK PRICE INDEX FROM 6/1 TO 19/1/2025

