

Daily Summary for Amman Stock Exchange

VALUE TRADED (JD)

	2024	2025	NET CHANGE	CHANGE (%)
Daily	4,434,143	4,445,193	11,050	0.25%
Cumulative (2/1-20/1)	52,844,610	100,223,023	47,378,413	89.66%
Cumulative (2/1-20/1)	52,844,610	100,223,023	47,378,413	89.66%

NO. OF SHARES TRADED

	2024	2025	NET CHANGE	CHANGE (%)
Daily	5,209,856	2,737,241	-2,472,615	-47.46%
Cumulative (2/1-20/1)	49,564,840	51,689,621	2,124,781	4.29%
Cumulative (2/1-20/1)	49,564,840	51,689,621	2,124,781	4.29%

NO. OF TRANSACTIONS

	2024	2025	NET CHANGE	CHANGE (%)
Daily	2,661	2,119	-542	-20.37%
Cumulative (2/1-20/1)	34,459	32,045	-2,414	-7.01%
Cumulative (2/1-20/1)	34,459	32,045	-2,414	-7.01%

SOME FINANCIAL RATIOS FOR THE ASE (20/1/2025)

SECTOR	P/E	P/BV	DIVIDEND YIELD (%)	TURNOVER (%)
FINANCIAL	8.753	0.806	5.532	0.025
SERVICES	13.448	1.340	5.789	0.050
INDUSTRY	11.132	1.848	6.102	0.127
OVERALL	9.473	1.119	6.057	0.044

STOCK PRICE INDEX WEIGHTED BY FREE FLOAT MARKET CAPITALIZATION (1999=1000)

	SUNDAY 19/01/2025	MONDAY 20/01/2025	% CHANGE	
			DAY BEFORE	YTD
GENERAL	2633.1	2635.8	0.11%	5.91%
FINANCIAL	2774.4	2772.6	-0.07%	4.59%
SERVICES	1769.4	1776.9	0.43%	4.94%
INDUSTRY	6076.4	6087.7	0.19%	10.06%

STOCK PRICE INDEX WEIGHTED BY FREE FLOAT MARKET CAPITALIZATION ASE20 (2014=1000)

	1428.1	1426.9	-0.08%	6.17%
--	--------	--------	--------	-------

Total Return Index ASETR (2021=1074)

	1744.2	1742.8	-0.08%	6.17%
--	--------	--------	--------	-------

STOCK PRICE INDEX WEIGHTED BY MARKET CAPITALIZATION (1991=1000)

	SUNDAY 19/01/2025	MONDAY 20/01/2025	% CHANGE	
			DAY BEFORE	YTD
GENERAL	5050.1	5057.1	0.14%	9.14%
BANKS	6954.6	6959.2	0.07%	6.19%
INSURANCE	1376.8	1383.2	0.46%	0.52%
SERVICES	895.8	902.2	0.72%	4.46%
INDUSTRY	7676.4	7679.6	0.04%	13.96%

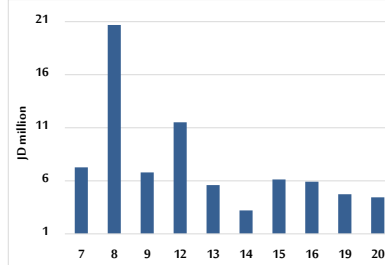
STOCK PRICE MARKET INDEX WEIGHTED BY FREE FLOAT MARKET CAP. (2012=1000)

	SUNDAY 19/01/2025	MONDAY 20/01/2025	% CHANGE	
			DAY BEFORE	YTD
FIRST MARKET	1481.0	1482.4	0.09%	6.22%
SECOND MARKET	839.7	841.7	0.24%	1.10%

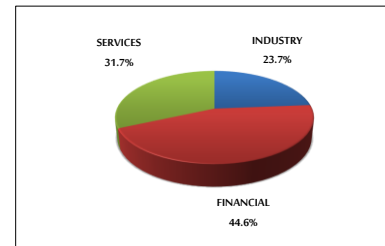
MARKET CAPITALIZATION (JD)

	19,123,028,370	19,147,909,513	0.13%	8.45%
--	----------------	----------------	-------	-------

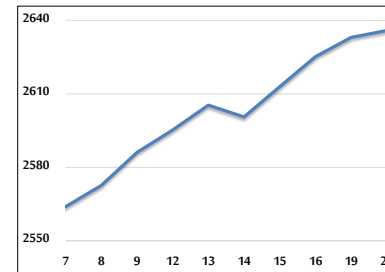
VALUE TRADED FROM 7/1 TO 20/1/2025



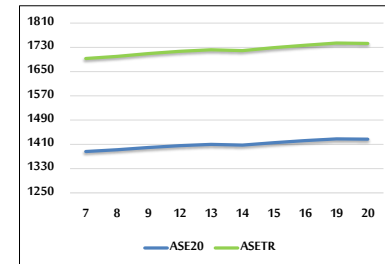
VALUE TRADED BY SECTOR MONDAY 20/1/2025



GENERAL FREE FLOAT PRICE INDEX FROM 7/1 TO 20/1/2025



ASE20 and ASETR FREE FLOAT PRICE INDEX FROM 7/1 TO 20/1/2025



STOCK PRICE INDEX FROM 7/1 TO 20/1/2025

