

Daily Summary for Amman Stock Exchange

VALUE TRADED (JD)

	2024	2025	NET CHANGE	CHANGE (%)
Daily	2,945,677	11,522,074	8,576,397	291.15%
Cumulative (2/1-12/1)	31,963,137	70,183,646	38,220,509	119.58%
Cumulative (2/1-12/1)	31,963,137	70,183,646	38,220,509	119.58%

NO. OF SHARES TRADED

	2024	2025	NET CHANGE	CHANGE (%)
Daily	2,818,885	4,540,446	1,721,561	61.07%
Cumulative (2/1-12/1)	27,799,082	35,498,751	7,699,669	27.70%
Cumulative (2/1-12/1)	27,799,082	35,498,751	7,699,669	27.70%

NO. OF TRANSACTIONS

	2024	2025	NET CHANGE	CHANGE (%)
Daily	2,281	2,854	573	25.12%
Cumulative (2/1-12/1)	20,383	18,190	-2,193	-10.76%
Cumulative (2/1-12/1)	20,383	18,190	-2,193	-10.76%

SOME FINANCIAL RATIOS FOR THE ASE (12/1/2025)

SECTOR	P/E	P/BV	DIVIDEND YIELD (%)	TURNOVER (%)
FINANCIAL	8.568	0.789	5.652	0.070
SERVICES	13.308	1.326	5.850	0.092
INDUSTRY	11.091	1.841	6.125	0.056
OVERALL	9.337	1.103	6.145	0.072

STOCK PRICE INDEX WEIGHTED BY FREE FLOAT MARKET CAPITALIZATION (1999=1000)

	THURSDAY 09/01/2025	SUNDAY 12/01/2025	% CHANGE	
			DAY BEFORE	YTD
GENERAL	2586.1	2595.3	0.36%	4.28%
FINANCIAL	2723.5	2724.8	0.05%	2.79%
SERVICES	1740.0	1760.2	1.16%	3.95%
INDUSTRY	6008.7	6019.0	0.17%	8.82%

STOCK PRICE INDEX WEIGHTED BY FREE FLOAT MARKET CAPITALIZATION ASE20 (2014=1000)

	1399.4	1405.8	0.46%	4.60%
--	--------	--------	-------	-------

Total Return Index ASETR (2021=1074)

	1709.2	1717.1	0.46%	4.60%
--	--------	--------	-------	-------

STOCK PRICE INDEX WEIGHTED BY MARKET CAPITALIZATION (1991=1000)

	THURSDAY 09/01/2025	SUNDAY 12/01/2025	% CHANGE	
			DAY BEFORE	YTD
GENERAL	4954.8	4984.6	0.60%	7.57%
BANKS	6802.0	6800.7	-0.02%	3.78%
INSURANCE	1381.0	1383.1	0.15%	0.51%
SERVICES	887.6	886.8	-0.09%	2.68%
INDUSTRY	7536.8	7645.8	1.45%	13.45%

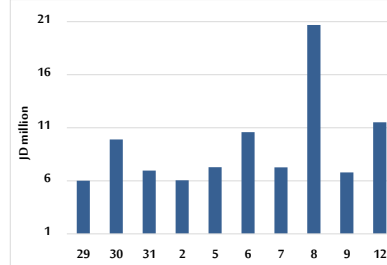
STOCK PRICE MARKET INDEX WEIGHTED BY FREE FLOAT MARKET CAP. (2012=1000)

	THURSDAY 09/01/2025	SUNDAY 12/01/2025	% CHANGE	
			DAY BEFORE	YTD
FIRST MARKET	1452.6	1458.6	0.41%	4.51%
SECOND MARKET	840.3	832.7	-0.90%	0.02%

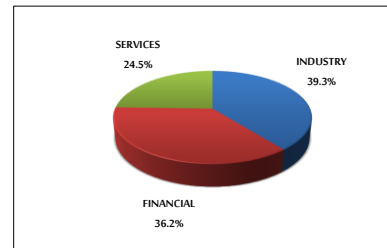
MARKET CAPITALIZATION (JD)

	18,794,962,676	18,900,269,231	0.56%	7.05%
--	----------------	----------------	-------	-------

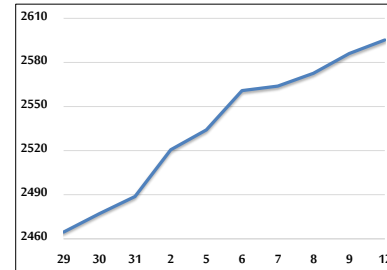
VALUE TRADED FROM 29/12/2024 TO 12/1/2025



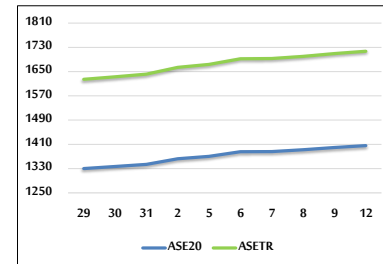
VALUE TRADED BY SECTOR SUNDAY 12/1/2025



GENERAL FREE FLOAT PRICE INDEX FROM 29/12/2024 TO 12/1/2025



ASE20 and ASETR FREE FLOAT PRICE INDEX FROM 29/12/2024 TO 12/1/2025



STOCK PRICE INDEX FROM 29/12/2024 TO 12/1/2025

