

Daily Summary for Amman Stock Exchange

VALUE TRADED (JD)

	2024	2025	NET CHANGE	CHANGE (%)
Daily	3,097,044	5,603,443	2,506,399	80.93%
Cumulative (2/1-13/1)	35,060,181	75,787,089	40,726,908	116.16%
Cumulative (2/1-13/1)	35,060,181	75,787,089	40,726,908	116.16%

NO. OF SHARES TRADED

	2024	2025	NET CHANGE	CHANGE (%)
Daily	3,277,492	3,268,983	-8,509	-0.26%
Cumulative (2/1-13/1)	31,076,574	38,767,734	7,691,160	24.75%
Cumulative (2/1-13/1)	31,076,574	38,767,734	7,691,160	24.75%

NO. OF TRANSACTIONS

	2024	2025	NET CHANGE	CHANGE (%)
Daily	2,328	2,499	171	7.35%
Cumulative (2/1-13/1)	22,711	20,689	-2,022	-8.90%
Cumulative (2/1-13/1)	22,711	20,689	-2,022	-8.90%

SOME FINANCIAL RATIOS FOR THE ASE (13/1/2025)

SECTOR	P/E	P/BV	DIVIDEND YIELD (%)	TURNOVER (%)
FINANCIAL	8.588	0.790	5.638	0.049
SERVICES	13.377	1.333	5.819	0.071
INDUSTRY	11.080	1.839	6.131	0.038
OVERALL	9.351	1.105	6.136	0.052

STOCK PRICE INDEX WEIGHTED BY FREE FLOAT MARKET CAPITALIZATION (1999=1000)

	SUNDAY 12/01/2025	MONDAY 13/01/2025	% CHANGE	
			DAY BEFORE	YTD
GENERAL	2595.3	2605.4	0.39%	4.69%
FINANCIAL	2724.8	2734.1	0.34%	3.14%
SERVICES	1760.2	1767.9	0.44%	4.40%
INDUSTRY	6019.0	6049.8	0.51%	9.37%

STOCK PRICE INDEX WEIGHTED BY FREE FLOAT MARKET CAPITALIZATION ASE20 (2014=1000)

	1405.8	1409.7	0.28%	4.89%
--	--------	--------	-------	-------

Total Return Index ASETR (2021=1074)

	1717.1	1721.8	0.28%	4.89%
--	--------	--------	-------	-------

STOCK PRICE INDEX WEIGHTED BY MARKET CAPITALIZATION (1991=1000)

	SUNDAY 12/01/2025	MONDAY 13/01/2025	% CHANGE	
			DAY BEFORE	YTD
GENERAL	4984.6	4991.9	0.15%	7.73%
BANKS	6800.7	6815.6	0.22%	4.00%
INSURANCE	1383.1	1383.1	0.00%	0.51%
SERVICES	886.8	893.6	0.76%	3.47%
INDUSTRY	7645.8	7639.3	-0.08%	13.36%

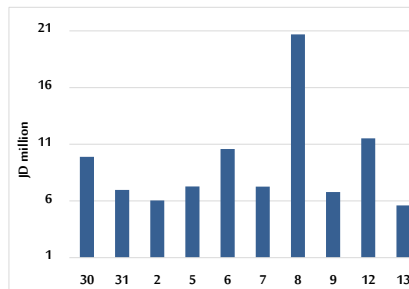
STOCK PRICE MARKET INDEX WEIGHTED BY FREE FLOAT MARKET CAP. (2012=1000)

	SUNDAY 12/01/2025	MONDAY 13/01/2025	% CHANGE	
			DAY BEFORE	YTD
FIRST MARKET	1458.6	1463.8	0.35%	4.88%
SECOND MARKET	832.7	842.1	1.13%	1.15%

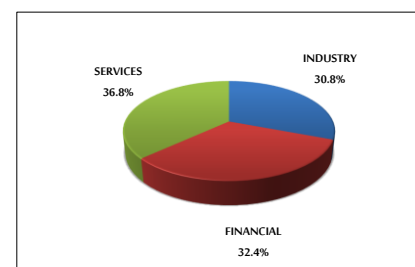
MARKET CAPITALIZATION (JD)

	18,900,269,231	18,930,049,205	0.16%	7.22%
--	----------------	----------------	-------	-------

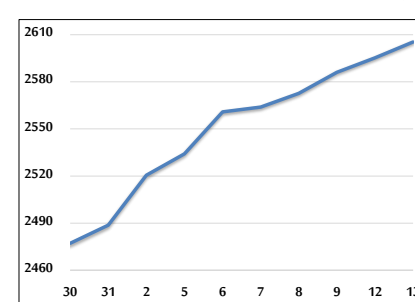
VALUE TRADED FROM 30/12/2024 TO 13/1/2025



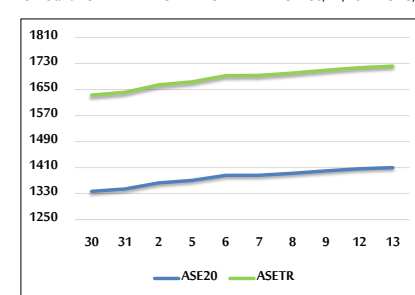
VALUE TRADED BY SECTOR MONDAY 13/1/2025



GENERAL FREE FLOAT PRICE INDEX FROM 30/12/2024 TO 13/1/2025



ASE20 and ASETR FREE FLOAT PRICE INDEX FROM 30/12/2024 TO 13/1/2025



STOCK PRICE INDEX FROM 30/12/2024 TO 13/1/2025

