

Daily Summary for Amman Stock Exchange

VALUE TRADED (JD)

	2024	2025	NET CHANGE	CHANGE (%)
Daily	5,890,340	11,735,702	5,845,362	99.24%
Cumulative (4/5-4/5)	5,890,340	11,735,702	5,845,362	99.24%
Cumulative (2/1-4/5)	387,814,756	516,405,780	128,591,024	33.16%

NO. OF SHARES TRADED

	2024	2025	NET CHANGE	CHANGE (%)
Daily	3,694,402	4,958,604	1,264,202	34.22%
Cumulative (4/5-4/5)	3,694,402	4,958,604	1,264,202	34.22%
Cumulative (2/1-4/5)	296,899,512	270,591,742	-26,307,770	-8.86%

NO. OF TRANSACTIONS

	2024	2025	NET CHANGE	CHANGE (%)
Daily	2,571	3,579	1,008	39.21%
Cumulative (4/5-4/5)	2,571	3,579	1,008	39.21%
Cumulative (2/1-4/5)	195,994	172,296	-23,698	-12.09%

SOME FINANCIAL RATIOS FOR THE ASE (4/5/2025)

SECTOR	P/E	P/BV	DIVIDEND YIELD (%)	TURNOVER (%)
FINANCIAL	6.961	0.720	6.961	0.066
SERVICES	12.334	1.103	6.312	0.129
INDUSTRY	10.191	1.661	7.354	0.084
OVERALL	8.064	0.983	7.440	0.081

ASE GENERAL FREE FLOAT WEIGHTED INDEX ASEGI (1999=1000)

	WEDNESDAY 30/04/2025	SUNDAY 04/05/2025	% CHANGE	
			DAY BEFORE	YTD
GENERAL INDEX ASEGI	2493.1	2499.3	0.25%	0.42%
FINANCIAL	2634.3	2632.8	-0.05%	-0.68%
SERVICES	1670.2	1667.3	-0.17%	-1.54%
INDUSTRY	5774.2	5874.6	1.74%	6.21%

ASE FREE FLOAT WEIGHTED INDEX ASE20 (2014=1000)

	2024	2025	% CHANGE	% CHANGE
	1346.3	1350.2	0.29%	0.46%

TOTAL RETURN INDEX ASETR (2021=1074)

	2024	2025	% CHANGE	% CHANGE
	1766.2	1775.7	0.54%	8.17%

ASE WEIGHTED INDEX (1991=1000)

	WEDNESDAY 30/04/2025	SUNDAY 04/05/2025	% CHANGE	
			DAY BEFORE	YTD
GENERAL	4726.4	4774.3	1.01%	3.04%
BANKS	6542.1	6562.7	0.31%	0.14%
INSURANCE	1462.6	1479.8	1.18%	7.54%
SERVICES	865.2	858.2	-0.80%	-0.63%
INDUSTRY	7062.7	7221.2	2.24%	7.15%

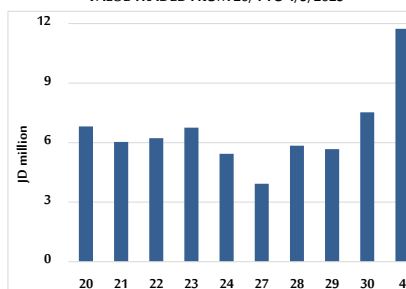
MARKET INDICES WEIGHTED BY FREE FLOAT MARKET CAP. (2012=1000)

	WEDNESDAY 30/04/2025	SUNDAY 04/05/2025	% CHANGE	
			DAY BEFORE	YTD
FIRST MARKET	1401.3	1404.8	0.25%	0.66%
SECOND MARKET	811.9	813.6	0.21%	-2.28%

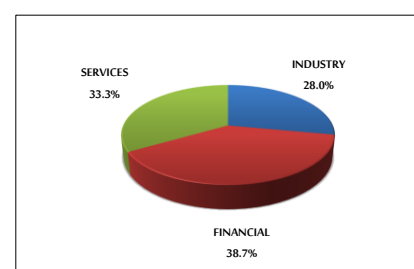
MARKET CAPITALIZATION (JD)

	2024	2025	% CHANGE	% CHANGE
	17,883,796,009	18,052,635,112	0.94%	2.25%

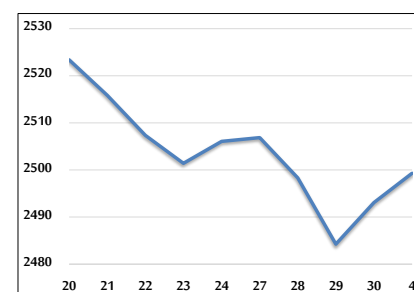
VALUE TRADED FROM 20/4 TO 4/5/2025



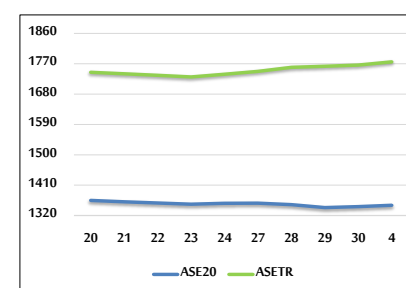
VALUE TRADED BY SECTOR SUNDAY 4/5/2025



ASE GENERAL FREE FLOAT WEIGHTED INDEX FROM 20/4 TO 4/5/2025



ASE20 INDEX & ASETR INDEX FROM 20/4 TO 4/5/2025



ASE WEIGHTED INDEX FROM 20/4 TO 4/5/2025

